

JIUFU[®]

河北玖富工矿配件有限公司

HEBEI JIUFU INDUSTRIAL AND MINING PARTS CO., LTD





目录

DIRECTORY

- P01 小孔凿岩钎具 / SMALL HOLE DRILLING
- P02 台车掘进钎 / DRIFTING AND TUNNELING
- P03 深孔螺纹钎具 / BENCH AND PRODUCTION DRILLING
- P04 高炉开口钎具 / FURNACE TAPPING TOOLS
- P05 钎尾 / SHANK ADAPTERS
- P06 凿岩机 / ROCK DRILL

合金类型 Button Bit Insert Types

合金设计 Button type	合金设计 Button type
低冠球齿 Spherical button 	<ul style="list-style-type: none"> · 普遍使用合金 Universal button · 耐磨性好 Wearing resistance good · 非常适用硬岩 Best suited to hard ground · 27,000-48,000 PSI (180 to 320 MPa) · 适用腐蚀岩层 Abrasive to very abrasive
高冠球齿 Hemispherical button 	<ul style="list-style-type: none"> · 普遍使用合金 Universal button · 耐磨性好 Wearing resistance good · 非常适用硬岩 Best suited to hard ground · 27,000-48,000 PSI (180 to 320 MPa) · 适用腐蚀岩层 Abrasive to very abrasive
抛物线齿 Parabolic button 	<ul style="list-style-type: none"> · 普遍使用合金 Universal button · 进尺速度快 Fast penetration · 非常适用中硬岩 Best suited to medium to hard rock · 15,000-25,000 PSI (100 to 170 MPa) · 适用中等腐蚀岩层 Mildly abrasive ground
锥型齿 Conical button 	<ul style="list-style-type: none"> · 进尺速度快 Fast penetration · 多用于小直径钎头 Best suited for smaller diameter bits · 适用非腐蚀岩层 Suited for all non-abrasive ground types
弹头齿 Ballistic button 	<ul style="list-style-type: none"> · 进尺速度快 Fast penetration · 适用软岩 Best suited to soft rock · 10,000-20,000 PSI (70 to 140 MPa) · 适用非腐蚀岩层 Non abrasive ground

钎头设计 Bit Face Designs

面部设计 Face	应用 Applications
短库体球齿 Button bit, short skirt 	<ul style="list-style-type: none"> · 适用于 H22 钎杆 For H22 drill rod
长库体球齿 Button bit, long skirt 	<ul style="list-style-type: none"> · 适用于 H22 钎杆 For H22 drill rod
普通球齿 Button bit 	<ul style="list-style-type: none"> · 一般用途钎头 General purpose bit
易返球齿, 长翼 Retrac button bit, long skirt 	<ul style="list-style-type: none"> · 适用裂缝岩石, 不易卡钎 Design to provide easy removal and completion of bit in adverse hole conditions
易返球齿, 短翼 Retrac button bit, short skirt 	<ul style="list-style-type: none"> · 适用裂缝岩石, 不易卡钎 Design to provide easy removal and completion of bit in adverse hole conditions
平面 Flat face 	<ul style="list-style-type: none"> · 一般用途钎头 General purpose bit · 适用中硬岩 Suited for medium to hard rock
凹心 Drop center 	<ul style="list-style-type: none"> · 钻孔直线度好 Straight hole application · 适用中硬岩 Suited for medium to hard rock
半凹心 New drop center 	<ul style="list-style-type: none"> · 钻孔直线度好 Straight hole application · 适用中硬岩 Suited for medium to hard rock



01

小孔凿岩钎具 SMALL HOLE DRILLING

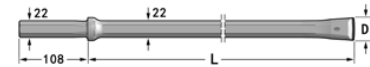
- | | |
|---------------------------|---------|
| H19 integral drill steels | H19 整体钎 |
| Plug hole integral steels | 采石整体钎 |
| H22 integral drill steels | H22 整体钎 |
| Tapered tools 7° | 7锥度钎具 |
| Tapered tools 11° | 11锥度钎具 |
| Tapered tools 12° | 12锥度钎具 |
| Shoulder drive drilling | 肩冲式钎具 |

整体钎 Integral Drill Steels

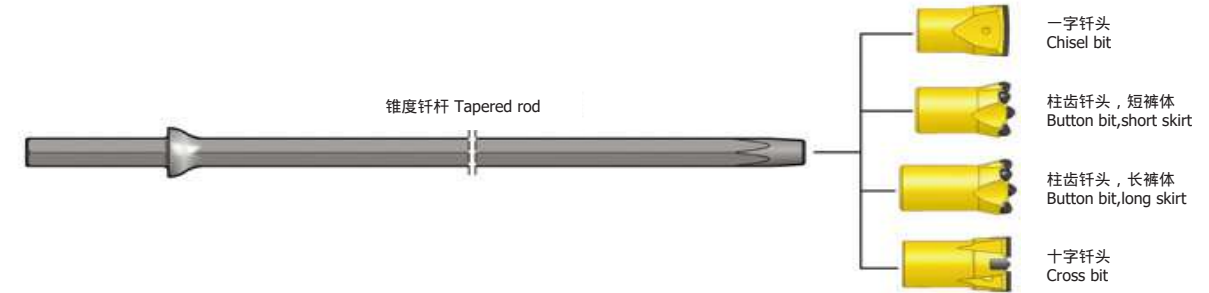
19mm	长度 Length		钎头直径 Bit dia.	重量 Weight approx kg	型号 P/N Hang
	毫米 mm	英尺 Foot			
一字钎头整体钎Chisel bit integral 钎柄 19mm×108mm Shank 19mm×108mm	400	1'4"	29	1.3	5H19-291508-0400-40-2
	500	1'8"	29	1.5	5H19-291508-0500-40-2
	800	2'7"	28	2.2	5H19-281508-0800-40-2
	1000	3'33/8"	28	2.6	5H19-281508-1000-40-2
	1200	3'11"	27	3.0	5H19-271508-1200-40-2
	1600	5'3"	27	3.9	5H19-271508-1600-40-2
	2400	7'10"	26	5.7	5H19-261508-2400-40-2
	3200	10'6"	25	7.5	5H19-251508-3200-40-2
	4000	13'1"	24	9.2	5H19-251508-4000-40-2
	400	1'4"	24	1.3	5H19-241508-0400-40-2
	800	2'7"	23	2.2	5H19-231508-0800-40-2
	600	2'	27	1.7	5H19-271508-0600-40-2
	1200	3'11"	26	3.0	5H19-261508-1200-40-2
	2000	6'7"	24	4.8	5H19-241508-2000-40-2
2400	7'10"	24	5.7	5H19-241508-2400-40-2	
2700	8'10"	24	6.3	5H19-241508-2700-40-2	
400	1'4"	35	1.3	5H19-351810-0400-40-2	
800	2'7"	34	2.2	5H19-341810-0800-40-2	
一字钎头整体钎Chisel bit integral 钎柄 22mm×108mm Shank 22mm×108mm	400	1'4"	24	1.5	5H19-241508-0400-40-2
	400	1'4"	29	1.5	5H19-291508-0400-40-2
	600	2'	27	1.7	5H19-271508-0600-40-2
	800	2'7"	23	2.3	5H19-231508-0800-40-2
	800	2'7"	28	2.3	5H19-281508-0800-40-2
	1200	3'11"	23	3.2	5H19-231508-1200-40-2
	1600	5'3"	27	4.0	5H19-271508-1600-40-2
	2000	6'7"	28	5.0	5H19-281508-2000-40-2
	2400	7'10"	26	5.8	5H19-261508-2400-40-2
	3200	10'6"	25	7.5	5H19-251508-3200-40-2
采石整体钎 Plug hole integral steels 钎柄 19mm×108mm Shank 19mm×108mm	210	17	150	0.7	5H19-171308-0210-40-2
	210	20	150	0.7	5H19-201308-0210-40-2
	210	22	150	0.7	5H19-221308-0210-40-2
	260	20	200	0.8	5H19-201308-0260-40-2
	260	22	200	0.8	5H19-221308-0260-40-2
	310	22	250	0.9	5H19-221308-0310-40-2
	340	20	280	1.0	5H19-201308-0340-40-2
钎柄 19mm×82mm Shank 19mm×82mm	210	20	150	0.7	5H19-201308-0210-40-2
	210	22	150	0.7	5H19-221308-0210-40-2

整体钎 Integral Drill Steels

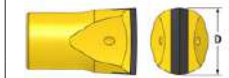
22mm	长度 Length		钎头直径 Bit dia.	重量 Weight approx kg	型号 P/N Hang
	毫米 mm	英尺 Foot			
一字钎头整体钎 Chisel bit integral	800	2'7"	34	3.0	5H22-341810-0800-40-2
	1600	5'3"	33	5.2	5H22-331810-1600-40-2
钎柄 22mm×108mm Shank 22mm×108mm	2400	7'10"	32	8.0	5H22-321808-2400-40-2
	3200	10'6"	31	10.2	5H22-311808-3200-40-2
	4000	13'1"	30	12.9	5H22-301808-4000-40-2
	4800	15'9"	29	15.1	5H22-291508-4800-40-2
	5600	18'4"	28	17.6	5H22-281508-5600-40-2
	6400	21'	27	20.1	5H22-271508-6400-40-2
	7200	23'6"	26	22.5	5H22-261508-7200-40-2
	800	2'7"	40	3.0	5H22-401810-0800-40-2
	1600	5'3"	39	5.2	5H22-391810-1600-40-2
	2400	7'10"	38	8.0	5H22-381810-2400-40-2
	3200	10'6"	37	10.2	5H22-371810-3200-40-2
	4000	13'1"	36	12.9	5H22-361810-4000-40-2
	4800	15'9"	35	15.1	5H22-351810-4800-40-2
	5600	18'4"	34	17.6	5H22-341810-5600-40-2
	6400	21'	33	20.1	5H22-331810-6400-40-2
	7200	23'6"	32	22.5	5H22-321808-7200-40-2
	8000	26'2"	31	25.0	5H22-311808-8000-40-2
	400	1'4"	34	1.7	5H22-341810-0400-40-2
	800	2'7"	33	3.0	5H22-331810-0800-40-2
	1200	3'11"	32	4.1	5H22-321808-1200-40-2
	1600	5'3"	31	5.2	5H22-311808-1600-40-2
	2000	6'7"	30	6.7	5H22-301808-2000-40-2
	600	2'	41	2.4	5H22-411810-0600-40-2
	1200	3'11"	40	4.3	5H22-401810-1200-40-2
	1800	5'11"	39	6.2	5H22-391810-1800-40-2
	2400	7'10"	38	8.0	5H22-381810-2400-40-2
	400	1'4"	41	1.7	5H22-411810-0400-40-2
	800	2'7"	29	3.0	5H22-291508-0800-40-2
	800	2'7"	38	3.1	5H22-381810-0800-40-2
	1200	3'11"	39	4.3	5H22-391810-1200-40-2
	1600	5'3"	36	5.2	5H22-361810-1600-40-2
	1800	5'11"	36	6.0	5H22-361810-1800-40-2
	2000	6'7"	32	6.7	5H22-321808-2000-40-2
	2400	7'10"	27	8.0	5H22-271508-2400-40-2
	3200	10'6"	27	10.2	5H22-271508-3200-40-2
	3200	10'6"	32	10.3	5H22-321808-3200-40-2
	6400	21'	30	20.1	5H22-301808-6400-40-2
	8000	26'2"	26	25.0	5H22-261508-8000-40-2



锥度连接钎具 Tapered Rock Drilling Tools



钎头 Drill bit	钎头直径 Diameter		适用 岩石等级 For class of rock	合金 Tip size(mm) 高×厚 Height×Width	尾孔锥度 Taper	重量 Weight (kg)	型号 P/N Hang
	毫米 mm	英寸 inch					
一字马蹄形钎头 Horseshoe chisel bit	26	1 1/32	10-14	10×7	7°	0.17	1111-26721-10/7-40-21
	28	1 7/64	10-14	10×7	7°	0.18	1111-28721-10/7-40-21
	30	1 3/16	8-12	13.5×8	7°	0.22	1111-30722-13/8-40-14
	30	1 3/16	10-14	13.5×8	7°	0.22	1111-30722-13/8-40-13
	32	1 3/16	10-14	13.5×8	7°	0.24	1111-32722-13/8-40-14
	32	1 1/4	10-14	13.5×8	7°	0.24	1111-32722-13/8-40-13
	34	1 1/4	10-14	13.5×8	7°	0.27	1111-34722-13/8-40-14
	34	1 11/32	10-14	13.5×8	7°	0.27	1111-34722-13/8-40-13
	36	1 27/64	8-12	13.5×8	7°	0.30	1111-36722-13/8-40-14
	36	1 27/64	10-14	13.5×8	7°	0.30	1111-36722-13/8-40-13
	38	1 1/2	8-12	13.5×8	7°	0.33	1111-38723-13/8-40-14
	38	1 1/2	10-14	13.5×8	7°	0.33	1111-38723-13/8-40-13
	38	1 1/2	8-12	15×9	7°	0.33	1111-38723-15/9-40-14
	38	1 1/2	10-14	15×9	7°	0.33	1111-38723-15/9-40-13
	40	1 37/64	8-12	13.5×9.2	7°	0.38	1111-40723-13/9-40-14
	40	1 37/64	10-14	13.5×9.2	7°	0.38	1111-40723-13/9-40-13
	40	1 37/64	14-16	13.5×9.2	7°	0.38	1111-40723-13/9-40-12
	40	1 37/64	16-18	13.5×9.2	7°	0.38	1111-40723-13/9-40-11
	40	1 37/64	8-12	15×9.8	7°	0.38	1111-40723-15/9-40-14
	40	1 37/64	10-14	15×9.8	7°	0.38	1111-40723-15/9-40-13
40	1 37/64	14-16	15×9.8	7°	0.38	1111-40723-15/9-40-12	
40	1 37/64	16-18	15×9.8	7°	0.38	1111-40723-15/9-40-11	
42	1 2/3	8-12	13.5×9.2	7°	0.41	1111-42723-13/9-40-14	
42	1 21/32	10-14	13.5×9.2	7°	0.41	1111-42723-13/9-40-13	
42	1 21/32	14-16	13.5×9.2	7°	0.41	1111-42723-13/9-40-12	
42	1 21/32	16-18	13.5×9.2	7°	0.41	1111-42723-13/9-40-11	
42	1 21/32	8-12	15×9.8	7°	0.41	1111-42723-15/9-40-14	
42	1 21/32	10-14	15×9.8	7°	0.41	1111-42723-15/9-40-13	
42	1 21/32	10-14	15×9.8	7°	0.41	1111-42723-15/9-40-12	
42	1 21/32	16-18	15×9.8	7°	0.41	1111-42723-15/9-40-11	
43	1 11/16	8-12	13.5×9.2	7°	0.42	1111-43723-13/9-40-14	
43	1 11/16	10-14	13.5×9.2	7°	0.42	1111-43723-13/9-40-13	
43	1 11/16	8-12	15×9.8	7°	0.42	1111-43723-15/9-40-14	
43	1 11/16	10-14	15×9.8	7°	0.42	1111-43723-15/9-40-13	



锥度连接钎具 Tapered Rock Drilling Tools



钎头 Drill bit	钎头直径 Diameter		适用岩石等级 For class of rock	合金 Tip size (mm)	尾孔锥度 Taper	重量 Weight (kg)	型号 P/N Hang
	毫米 mm	英寸 inch		高×厚 Height×Width			
一字形斜刃钎头 Oblique chipways chisel bit	20	25/32	10-14	12×6	4°	0.10	1112-20415-12/6-40-22
	22	55/64	10-14	12×6	4°	0.12	1112-22415-12/6-40-22
	24	15/16	10-14	12×6	4°	0.14	1112-24415-12/6-40-22
	26	1 1/32	10-14	12×6	4°	0.16	1112-26415-12/6-40-22
	28	1 7/64	10-14	12×6	7°	0.19	1112-28722-13/8-40-22
	30	1 3/16	10-14	13×8	7°	0.22	1112-30722-13/8-40-22
	32	1 1/4	10-14	13.5×8	7°	0.24	1112-32722-13/8-40-22
	33	1 19/64	10-14	13.5×8	7°	0.25	1112-33722-13/8-40-22
	34	1 11/32	10-14	13.5×8	7°	0.27	1112-34722-13/8-40-22
	36	1 27/64	10-14	13.5×8	7°	0.29	1112-36722-13/8-40-22
	38	1 1/2	10-14	13.5×8	7°	0.34	1112-38723-13/8-40-22
	40	1 37/64	10-14	13.5×9.2	7°	0.40	1112-40723-13/9-40-22
	41	1 5/8	10-14	13.5×9.2	7°	0.41	1112-41723-13/9-40-22
	42	1 21/32	10-14	13.5×9.2	7°	0.43	1112-42723-13/9-40-22
	一字形平槽钎头 Flat chipways chisel bit	38	1 1/2	10-14	16×10	7°	0.36
40		1 37/64	10-14	16×10	7°	0.38	1113-40723-16/10-40-22
41		1 5/8	10-14	16×10	7°	0.41	1113-41723-16/10-40-22
42		1 21/32	10-14	22×16×10	7°	0.43	1113-42723-16/10-40-22
45		1 3/4	10-14	22×16×10	7°	0.60	1113-45723-16/10-40-22
46		1 3/4	10-14	22×16×10	7°	0.61	1113-46723-16/10-40-22
48		1 7/8	10-14	22×16×10	7°	0.63	1113-48723-16/10-40-22
50		1 31/32	10-14	22×16×10	7°	0.65	1113-50723-16/10-40-22
56		2 1/4	10-14	24×16×10	7°	0.82	1113-56723-16/10-40-22
60		2 23/64	10-14	26×16×10	7°	0.91	1113-60723-16/10-40-22
65		2 1/2	10-14	26×16×10	7°	1.12	1113-65723-16/10-40-22
一字形斜槽钎头 Oblique-flat chipways chisel bit	80	3 1/8	10-14	36×16×10	7°	1.40	1113-80723-16/10-40-22
	36	1 27/64	10-14	15×10	7°	0.40	1114-36725-15/10-40-22
	38	1 1/2	10-14	15×10	7°	0.42	1114-38725-15/10-40-22
	40	1 37/64	10-14	15×10	7°	0.45	1114-40725-15/10-40-22
	41	1 5/8	10-14	15×10	7°	0.47	1114-41725-15/10-40-22
	42	1 21/32	10-14	15×10	7°	0.49	1114-42725-15/10-40-22
	43	1 11/16	10-14	15×10	7°	0.51	1114-43725-15/10-40-22
十字形钎头 Cross-type bit	30	1 3/16	11-15	12×12×8	7°	0.29	1221-30722-12/8-40-22
	32	1 1/4	11-15	12×12×8	7°	0.31	1221-32722-12/8-40-22
	33	1 19/64	11-15	12×12×8	7°	0.33	1221-33722-12/8-40-22
	34	1 11/32	11-15	12×12×8	7°	0.34	1221-33722-12/8-40-22
	35	1 3/8	11-15	12×12×8	7°	0.36	1221-35722-12/8-40-22
	36	1 27/64	11-15	13×12×8	7°	0.37	1221-36722-12/8-40-22
	38	1 1/2	11-15	14×12×8	7°	0.43	1221-38723-12/8-40-22
	40	1 37/64	11-15	15×12×8	7°	0.47	1221-40723-12/8-40-22
	41	1 5/8	11-15	15×12×8	7°	0.49	1221-41723-12/8-40-22
	42	1 21/32	11-15	15×12×8	7°	0.51	1221-42723-12/8-40-22
	43	1 11/16	11-15	15×12×8	7°	0.53	1221-43723-12/8-40-22
	45	1 3/4	11-15	17×14×8	7°	0.58	1221-45723-14/8-40-22
	48	1 7/8	11-15	17×14×8	7°	0.67	1221-48723-14/8-40-22
	50	1 31/32	11-15	19×14×8	7°	0.72	1221-50723-14/8-40-22
	55	2 1/4	11-15	20×16×10	7°	0.92	1221-55725-16/10-40-22
	60	2 3/8	11-15	22×16×10	7°	1.19	1221-60725-16/10-40-22

小孔凿岩钎具
SMALL HOLE DRILLING

锥度连接钎具 Tapered Rock Drilling Tools

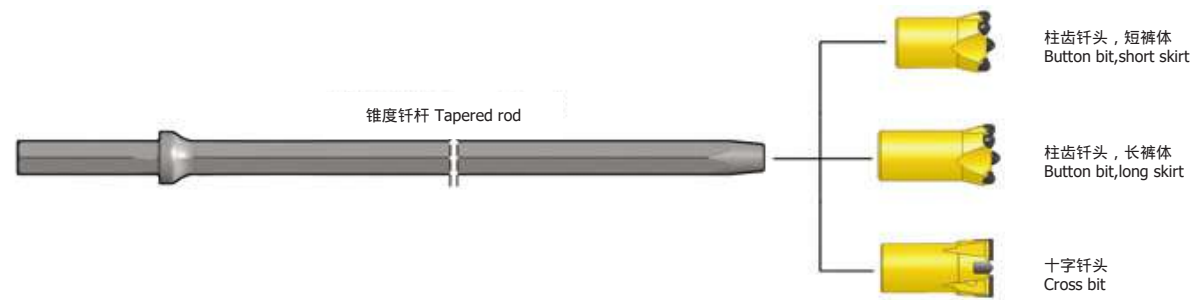


钎头 Drill bit	钎头直径 Diameter		合金数量 × 直径 No×button diameter			水孔数量 Flushing hole		重量 Weight approx kg	型号 P/N Hang
	毫米 mm	英寸 inch	芯齿 Front	边齿 Gauge	角 Angle	正 Front	侧 Side		
柱齿钎头 Button bit	32	1 1/4	1 × 8	3×8	35°	1	1	0.24	1431-32722-18/38-40-53
	33	1 19/64	2 × 7	5×7	35°	2	1	0.26	1431-33722-27/57-42-53
	34	1 11/32	2 × 7	4×7	40°	1	1	0.29	1431-34722-27/47-42-53
	35	1 3/8	2 × 7	5×8	35°	1	1	0.33	1431-35722-27/58-42-53
短库体 Short skirt	36	1 27/64	1 × 8	3 × 9	40°	1	1	0.37	1431-36722-18/39-42-53
	36	1 27/64	2 × 7	5 × 8	35°	1	1	0.37	1431-36722-27/58-42-53
	38	1 1/2	1 × 8	3 × 9	35°	1	1	0.38	1431-38723-18/39-42-53
	38	1 1/2	2 × 7	5 × 9	35°	1	1	0.38	1431-38723-27/58-42-53
	38	1 1/2	2 × 7	5 × 9	40°	2	1	0.38	1431-38723-27/59-42-53
	40	1 37/64	1 × 8	3 × 9	30°	1	1	0.40	1431-40723-18/39-40-53
	40	1 37/64	1 × 9	3 × 10	30°	1	1	0.40	1431-40723-19/310-40-53
	40	1 37/64	1 × 9	3 × 9	35°	1	1	0.40	1431-40723-19/39-42-53
	40	1 37/64	2 × 7	5 × 9	35°	1	1	0.40	1431-40723-27/59-42-53
	42	1 21/32	1 × 8	3 × 9	30°	1	1	0.40	1431-42723-18/39-40-53
长库体 Long skirt	42	1 21/32	1 × 9	3 × 10	30°	1	1	0.43	1431-42723-19/310-40-53
	42	1 21/32	1 × 9	3 × 9	35°	1	1	0.43	1431-42723-19/39-42-53
	42	1 37/64	2 × 8	5 × 9	35°	1	1	0.43	1431-42723-28/59-42-53
	32	1 1/4	2 × 7	5 × 7	35°	1	1	0.30	1435-32722-27/57-45-51
	33	1 19/64	2 × 7	5 × 7	35°	1	1	0.31	1435-33722-27/57-45-51
	35	1 3/8	2 × 7	5 × 8	35°	1	1	0.36	1435-35722-27/58-45-51
	38	1 1/2	2 × 7	5 × 8	35°	1	1	0.41	1435-38723-27/59-45-51
	41	1 5/8	2 × 7	5 × 9	35°	1	1	0.42	1435-41723-27/59-45-51

小孔凿岩钎具
SMALL HOLE DRILLING

钎杆 Drill rod	长度 Length		重量 Weight approx kg	型号 P/N Hang
	毫米 mm	英尺 Foot		
六棱锥度钎杆 Hex. Taperd rod	600	2'	1.93	21H22-7/108-0600-40
	800	2'6"	2.54	21H22-7/108-0800-40
	1000	3'3"	3.15	21H22-7/108-1000-40
	1200	3'9"	3.76	21H22-7/108-1200-40
	1500	4'11"	4.68	21H22-7/108-1500-40
	1600	5'3"	4.98	21H22-7/108-1600-40
	1800	5'9"	5.59	21H22-7/108-1800-40
	2000	6'7"	6.20	21H22-7/108-2000-40
	2200	7'2"	6.81	21H22-7/108-2200-40
	2300	7'6"	7.12	21H22-7/108-2300-40
	2400	7'9"	7.42	21H22-7/108-2400-40
	2500	8'2"	7.73	21H22-7/108-2500-40
	2600	8'8"	8.03	21H22-7/108-2600-40
	3000	9'10"	9.25	21H22-7/108-3000-40
	3500	11'5"	10.78	21H22-7/108-3500-40
	4000	13'1"	12.30	21H22-7/108-4000-40
	4500	14'8"	13.83	21H22-7/108-4500-40
	5000	16'4"	15.35	21H22-7/108-5000-40
	5500	18'1"	16.88	21H22-7/108-5500-40
	6000	19'7"	18.30	21H22-7/108-6000-40
Diagram 1: 22mm diameter, 108mm length, 7° taper	4000	13'1"	16.10	21H25-7/159-4000-40
	4700	15'4"	18.90	21H25-7/159-4700-40
	5000	16'4"	22.10	21H25-7/159-5000-40
	5500	18'1"	22.10	21H25-7/159-5500-40
	6000	19'7"	24.10	21H25-7/159-6000-40

锥度连接钎具 Tapered Rock Drilling Tools

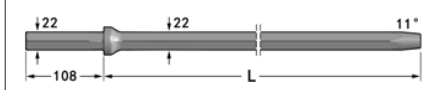


钎头 Drill bit	钎头直径 Diameter		合金数量 × 直径 No × button diameter			水孔数量 Flushing hole		重量 Weight approx kg	型号 P/N Hang
	毫米 mm	英寸 inch	芯齿 Front	边齿 Gauge	角 Angle	正 F ront	侧 Side		
柱齿钎头 Button bit 短库体 Short skirt	32	1 1/4	1×8	3×8	35°	1	2	0.24	1431-321122-18/38-45-51
	32	1 1/4	2×7	5×7	40°	1	1	0.24	1431-321122-27/57-45-51
	33	1 19/64	2×7	4×7	40°	1	1	0.25	1431-331122-27/47-45-51
	34	1 11/32	2×7	4×7	40°	1	1	0.29	1431-341122-27/47-45-51
	35	1 3/8	2×7	5×7	35°	1	1	0.33	1431-351122-27/57-45-51
	35	1 3/8	2×7	5×8	35°	1	1	0.33	1431-351122-27/58-45-51
	36	1 27/64	1×8	3×9	40°	1	1	0.36	1431-361122-18/39-45-51
	36	1 27/64	2×7	4×7	40°	1	1	0.36	1431-361122-27/47-45-51
	36	1 27/64	2×7	5×8	35°	1	1	0.36	1431-361122-27/58-45-51
	38	1 1/2	1×9	3×9	40°	1	1	0.39	1431-381122-19/39-45-51
	38	1 1/2	2×8	3×9	40°	1	1	0.39	1431-381122-28/39-45-51
	38	1 1/2	2×7	5×8	35°	1	1	0.39	1431-381122-27/58-45-51
	38	1 1/2	2×7	5×9	35°	1	1	0.39	1431-381122-27/59-45-51
	40	1 37/64	1×9	3×9	40°	1	1	0.40	1431-401122-19/39-45-51
	40	1 37/64	2×8	3×9	40°	1	1	0.40	1431-401122-28/39-45-51
	40	1 37/64	2×9	3×9	40°	1	2	0.40	1431-401122-29/39-45-51
40	1 37/64	2×7	5×9	35°	1	1	0.40	1431-401122-27/59-45-51	
40	1 37/64	2×8	5×9	35°	1	1	0.40	1431-401122-28/59-45-51	
41	1 5/8	2×7	5×9	35°	1	1	0.41	1431-411122-27/59-45-51	
长库体 Long skirt	32	1 1/4	2×7	5×7	35°	1	1	0.30	1435-321122-27/57-45-51
	33	1 19/64	2×7	5×7	35°	1	1	0.31	1435-331122-27/57-45-51
	33	1 19/64	2×7	6×7	40°	2	1	0.31	1435-331122-27/67-45-51
	35	1 3/8	2×7	6×7	40°	2	1	0.35	1435-351122-27/67-45-51
	38	1 1/2	2×7	5×9	35°	1	1	0.41	1435-381122-27/59-45-51
	41	1 5/8	2×7	5×9	35°	1	1	0.42	1435-411122-27/59-45-51
	35	1 3/8	2×7	5×9	35°	1	1	0.38	1435-351125-27/59-45-51
十字形钎头 Cross-type bit	29	1 9/64	12×8		-	1	2	0.25	1221-291122-12/8-42-22
	30	1 3/16	12×8		-	1	2	0.26	1221-301122-12/8-42-22
	32	1 1/4	12×8		-	1	2	0.30	1221-321122-12/8-42-22
	33	1 19/64	12×8		-	1	2	0.32	1221-331122-12/8-42-22
35	1 3/8	12×8		-	1	2	0.36	1221-351122-12/8-42-22	
36	1 27/64	12×8		-	1	2	0.39	1221-361122-12/8-42-22	
38	1 1/2	12×8		-	1	2	0.43	1221-381122-12/8-42-22	
41	1 5/8	14×8		-	1	2	0.49	1221-411122-14/8-42-22	

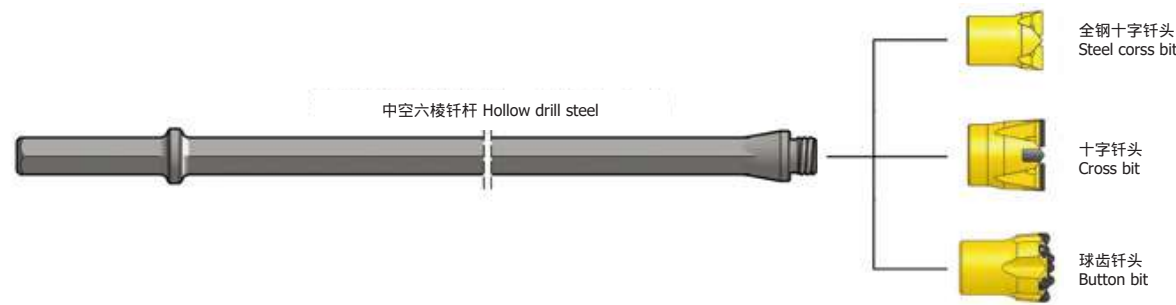
锥度连接钎具 Tapered Rock Drilling Tools



钎杆 Drill rod	长度 Length		重量 Weight approx kg	型号 P/N Hang
	毫米 mm	英尺 Foot		
H22mm 六棱钎杆 Hex.22mm Tapered rod 渗碳 carburized	610	2'	2.2	21H22-11/108-0610-40
	1220	4'	4.1	21H22-11/108-1220-40
	1830	6'	5.9	21H22-11/108-1830-40
	2000	6'7"	6.4	21H22-11/108-2000-40
	2435	8'	7.8	21H22-11/108-2435-40
	2600	8'8"	8.3	21H22-11/108-2600-40
	3200	10'6"	10.1	21H22-11/108-3200-40
	3655	12'	11.5	21H22-11/108-3655-40
	4000	13'1"	12.6	21H22-11/108-4000-40
	4800	15'9"	14.9	21H22-11/108-4800-40
	5600	18'4"	17.4	21H22-11/108-5600-40
	6400	21'	19.8	21H22-11/108-6400-40
	7200	23'6"	22.2	21H22-11/108-7200-40
	8000	26'2"	24.6	21H22-11/108-8000-40



锥度连接钎具 Tapered Rock Drilling Tools



钎头 Drill bit	钎头直径 Diameter		合金数量 × 直径 No×button diameter			水孔数量 Flushing hole		重量 Weight approx kg	型号 P/N Hang	
	毫米 mm	英寸 inch	芯齿 Front	边齿 Gauge	角 Angle	正 Front	侧 Side			
柱齿钎头 Button bit	28	1 7/64	1×7	3×7	20°	1	1	0.20	1431-281222-17/37-45-51	
	28	1 7/64	1×7	4×7	35°	1	1	0.20	1431-281222-17/47-45-51	
	29	1 9/64	1×7	3×7	40°	1	1	0.21	1431-291222-17/37-45-51	
	短库体 Short skirt	30	1 3/16	1×7	3×7	40°	1	1	0.22	1431-301222-17/37-45-51
		30	1 3/16	1×7	4×7	35°	1	1	0.22	1431-301222-17/47-45-51
		30	1 3/16	2×7	4×7	30°	1	1	0.22	1431-301222-27/47-45-51
	长库体 Long skirt	32	1 1/4	2×7	5×7	40°	2	1	0.24	1431-321222-27/57-45-51
		33	1 19/64	2×7	5×7	35°	1	1	0.25	1431-331222-27/57-45-51
		34	1 11/32	2×7	5×8	35°	1	1	0.29	1431-341222-27/58-45-51
		35	1 3/8	2×7	4×7	35°	1	1	0.33	1431-351222-27/47-45-51
		35	1 3/8	2×7	5×8	35°	2	1	0.33	1431-351222-27/58-45-51
		35	1 3/8	2×7	5×9	35°	1	1	0.33	1431-351222-27/59-45-51
36		1 27/64	2×7	5×9	35°	1	1	0.37	1431-361222-27/59-45-51	
37		1 29/64	2×7	5×9	40°	1	1	0.38	1431-371222-27/59-45-51	
38		1 1/2	1×9	3×9	40°	1	1	0.40	1431-381222-19/39-45-51	
38		1 1/2	2×7	5×9	35°	1	1	0.40	1431-381222-27/59-45-51	
十字形钎头 Cross-type bit	41	1 5/8	2×7	5×9	35°	1	1	0.41	1431-411222-27/59-45-51	
	32	1 1/4	2×7	5×7	35°	1	1	0.30	1435-321222-27/57-45-51	
	33	1 19/64	2×7	5×7	35°	1	1	0.31	1435-331222-27/57-45-51	
	33	1 19/64	2×7	6×7	40°	2	1	0.31	1435-331222-27/67-45-51	
短库体 Short skirt	35	1 3/8	2×7	6×7	40°	2	1	0.35	1435-351222-27/67-45-51	
	38	1 1/2	2×7	5×9	35°	1	1	0.41	1435-381222-27/59-45-51	
	41	1 5/8	2×7	5×9	35°	1	1	0.42	1435-411222-27/59-45-51	
	35	1 3/8	2×7	5×9	35°	1	1	0.38	1435-351222-27/59-45-51	
长库体 Long skirt	36	1 27/64	2×7	5×9	35°	1	1	0.39	1435-361222-27/59-45-51	
	38	1 1/2	2×7	5×9	35°	1	1	0.41	1435-381222-27/59-45-51	
	41	1 5/8	2×7	5×9	35°	1	1	0.42	1435-411222-27/59-45-51	
	29	1 9/64	12×8	-	-	1	2	0.25	1221-291222-12/8-42-22	
十字形钎头 Cross-type bit	30	1 3/16	12×8	-	-	1	2	0.26	1221-301222-12/8-42-22	
	32	1 1/4	12×8	-	-	1	2	0.30	1221-321222-12/8-42-22	
	33	1 19/64	12×8	-	-	1	2	0.32	1221-331222-12/8-42-22	
	35	1 3/8	12×8	-	-	1	2	0.36	1221-351222-12/8-42-22	
	36	1 27/64	12×8	-	-	1	2	0.39	1221-361222-12/8-42-22	
	38	1 1/2	12×8	-	-	1	2	0.43	1221-381222-12/8-42-22	
	40	1 37/64	12×8	-	-	1	2	0.46	1221-401222-12/8-42-22	
	41	1 5/8	14×8	-	-	1	2	0.49	1221-411222-14/8-42-22	

锥度连接钎具 Tapered Rock Drilling Tools

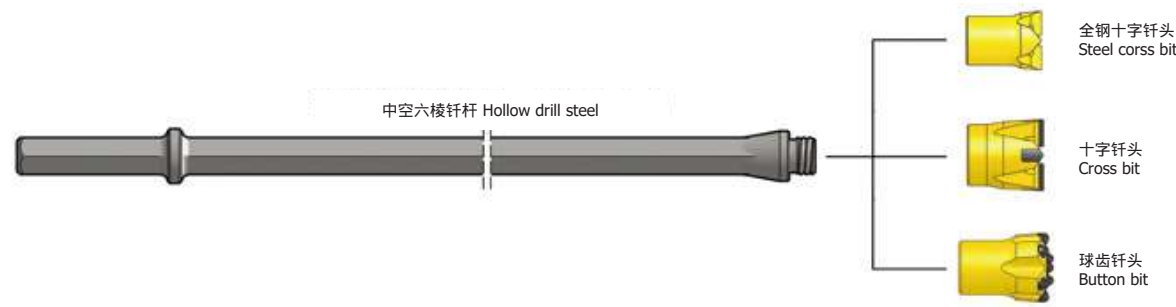


钎杆 Drill rod	长度 Length		重量 Weight approx kg	型号 P/N Hang
	毫米 mm	英尺 Foot		
H22mm 六棱钎杆 Hex.22mm Tapered rod 渗碳 Carburized	610	2'	2.20	21H22-12/108-0610-40
	1220	4'	4.10	21H22-12/108-1220-40
	1830	6'	5.90	21H22-12/108-1830-40
	2000	6'7"	6.40	21H22-12/108-2000-40
	2435	8'	7.80	21H22-12/108-2435-40
	2600	8'8"	8.30	21H22-12/108-2600-40
	3200	10'6"	10.10	21H22-12/108-3200-40
	3655	12'	11.50	21H22-12/108-3655-40
	4000	13'1"	12.60	21H22-12/108-4000-40
	4800	15'9"	14.90	21H22-12/108-4800-40
	5600	18'4"	17.40	21H22-12/108-5600-40
	6400	21'	19.80	21H22-12/108-6400-40
H25mm 六棱钎杆 Hex.25mm Tapered rod 渗碳 Carburized	7200	23'6"	22.20	21H22-12/108-7200-40
	8000	26'2"	24.60	21H22-12/108-8000-40
	1830	6'	7.96	21H25-12/159-1830-40
	2435	8'	10.38	21H25-12/159-2435-40
	3050	10'	12.84	21H25-12/159-3050-40
	3655	12'	15.26	21H25-12/159-3655-40
	3965	13'	16.50	21H25-12/159-3965-40
	4270	14'	17.72	21H25-12/159-4270-40
	4880	16'	20.16	21H25-12/159-4880-40
	5530	18'	22.76	21H25-12/159-5530-40
6095	20'	25.02	21H25-12/159-6095-40	

肩冲式钎具 Shoulder Drive Drilling



小孔凿岩钎具
SMALL HOLE DRILLING



钎头 Drill bit	钎头直径 Diameter		合金 Tip size (mm)			水孔数量 Flushing hole		重量 Weight approx kg	型号 P/N Hang
	毫米 mm	英寸 inch	高×厚 Height×Width			正 Front	侧 Side		
E 螺纹全钢十字钎头 E-Thread steel cross bit	24	1 5/16	-			1	-	0.07	1223-24E16-42
	25	1	-			1	-	0.8	1223-25E16-42
	28	1 1/8	-			1	-	0.09	1223-28E16-42
	32	1 1/4	-			1	-	0.10	1223-32E16-42
D 螺纹全钢十字钎头 D-Thread steel cross bit	45	1 3/4	-			1	4	0.30	1223-45D30-42
	48	1 7/8	-			1	4	0.40	1223-48D30-42
	51	2	-			1	4	0.42	1223-51D30-42
	57	2 1/4	-			1	4	0.51	1223-57D30-42
	64	2 1/2	-			1	4	0.58	1223-64D30-42
	70	2 3/4	-			1	4	0.63	1223-70D30-42
	76	3	-			1	4	0.69	1223-76D30-42
	83	3 1/4	-			1	4	1.08	1223-83D30-42
	89	3 1/2	-			1	4	1.18	1223-89D30-42
	102	4	-			1	4	1.39	1223-102D30-42
H 螺纹十字钎头 H-Thread cross bit	35	1 3/8	12×8			1	4	0.22	1221-35H25-12/8-42-23
	38	1 1/2	12×8			1	4	0.26	1221-38H25-12/8-42-23
	41	1 5/8	12×8			1	4	0.30	1221-41H25-12/8-42-23
	45	1 3/4	14×8			1	4	0.38	1221-45H25-14/8-42-23
	48	1 7/8	14×8			1	4	0.42	1221-48H25-14/8-42-23
	51	2	14×8			1	4	0.50	1221-51H25-14/8-42-23
	54	2 1/8	14×8			1	4	0.50	1221-54H25-14/8-42-23
	57	2 1/4	16×10			1	4	0.61	1221-57H25-16/10-42-23
	64	2 1/2	16×10			1	4	0.71	1221-64H25-16/10-42-23
	70	2 3/4	16×10			1	4	0.88	1221-70H25-16/10-42-23
76	3	20×12			1	4	1.25	1221-76H25-20/12-42-23	
H 螺纹球齿钎头 H-Thread button bit	35	1 3/8	2×7	5×8	35°	1	1	0.26	1431-35H25-27/58-42-53
	38	1 1/2	2×7	5×9	30°	1	1	0.30	1431-38H25-27/59-42-53
	41	1 5/8	2×8	5×9	35°	1	1	0.34	1431-41H25-28/59-42-53
	45	1 3/4	3×8	6×9	40°	1	1	0.42	1431-45H25-38/69-42-53
	48	1 7/8	3×8	6×10	40°	1	1	0.46	1431-48H25-38/610-42-53
	51	2	3×9	6×10	40°	1	1	0.54	1431-51H25-39/610-42-53
	57	2 1/4	3×9	6×11	35°	1	1	0.66	1431-57H25-39/611-42-53

肩冲式钎具 Shoulder Drive Drilling

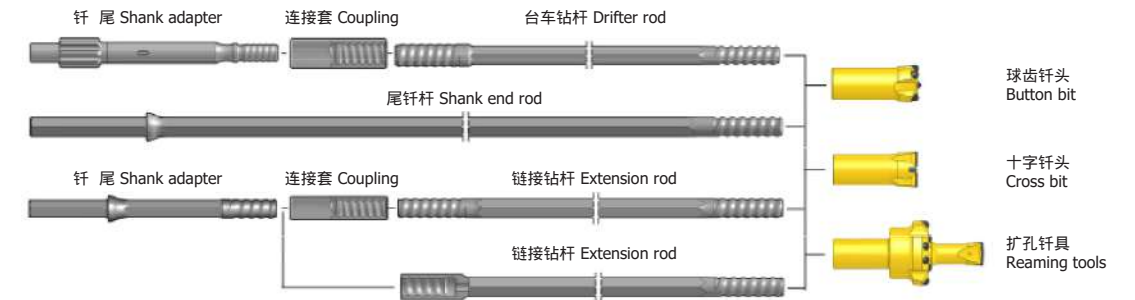


小孔凿岩钎具
SMALL HOLE DRILLING

钎杆 Drill rod	长度 Length		重量 Weight approx kg	型号 P/N Hang	
	毫米 mm	英尺 Foot			
H22mm 六棱钎杆 Hex.22mm Hollow drill steel	305	1'	1.20	21H22-E16/82-0305-40	
	455	1'6"	1.67	21H22-E16/82-0455-40	
	610	2'	2.15	21H22-E16/82-0610-40	
	762	2'6"	2.62	21H22-E16/82-0762-40	
	915	3'	3.10	21H22-E16/82-0915-40	
	1220	4'	4.04	21H22-E16/82-1220-40	
	1525	5'	4.99	21H22-E16/82-1525-40	
	1830	6'	5.93	21H22-E16/82-1830-40	
	H25mm 六棱钎杆 Hex.25mm Hollow drill steel	305	1'	1.66	21H25-D30/108-0305-40
		455	1'6"	2.26	21H25-D30/108-0455-40
610		2'	2.88	21H25-D30/108-0610-40	
762		2'6"	3.48	21H25-D30/108-0762-40	
915		3'	4.10	21H25-D30/108-0915-40	
1220		4'	5.32	21H25-D30/108-1220-40	
1525		5'	6.54	21H25-D30/108-1525-40	
1830		6'	7.76	21H25-D30/108-1830-40	
H22mm 六棱钎杆 Hex.22mm Hollow drill steel		305	1'	1.20	21H22-H25/82-0305-40
		455	1'6"	1.67	21H22-H25/82-0455-40
	610	2'	2.15	21H22-H25/82-0610-40	
	762	2'6"	2.62	21H22-H25/82-0762-40	
	915	3'	3.10	21H22-H25/82-0915-40	
	1220	4'	4.04	21H22-H25/82-1220-40	
	1525	5'	4.99	21H22-H25/82-1525-40	
	1830	6'	5.93	21H22-H25/82-1830-40	
	2440	8'	7.82	21H22-H25/82-2440-40	
	3050	10'	9.71	21H22-H25/82-3050-40	
	3660	12'	11.60	21H22-H25/82-3660-40	
	4270	14'	13.49	21H22-H25/82-4270-40	
	H22mm 六棱钎杆 Hex.22mm Hollow drill steel	305	1'	1.30	21H22-H25/108-0305-40
		455	1'6"	1.72	21H22-H25/108-0455-40
610		2'	2.24	21H22-H25/108-0610-40	
762		2'6"	2.71	21H22-H25/108-0762-40	
915		3'	3.18	21H22-H25/108-0915-40	
1220		4'	4.12	21H22-H25/108-1220-40	
1525		5'	5.07	21H22-H25/108-1525-40	
1830		6'	6.01	21H22-H25/108-1830-40	
2440		8'	7.90	21H22-H25/108-2440-40	
3050		10'	9.79	21H22-H25/108-3050-40	
3660		12'	11.68	21H22-H25/108-3660-40	
4270		14'	13.57	21H22-H25/108-4270-40	
H25mm 六棱钎杆 Hex.25mm Hollow drill steel		305	1'	1.66	21H25-H25/108-0305-40
		455	1'6"	2.26	21H25-H25/108-0455-40
	610	2'	2.88	21H25-H25/108-0610-40	
	762	2'6"	3.48	21H25-H25/108-0762-40	
	915	3'	4.10	21H25-H25/108-0915-40	
	1220	4'	5.32	21H25-H25/108-1220-40	
	1525	5'	6.54	21H25-H25/108-1525-40	
	1830	6'	7.76	21H25-H25/108-1830-40	
	2440	8'	10.20	21H25-H25/108-2440-40	
	3050	10'	12.64	21H25-H25/108-3050-40	
3660	12'	15.08	21H25-H25/108-3660-40		
4270	14'	17.52	21H25-H25/108-4270-40		



台车掘进钎具 Drifting And Tunneling



02

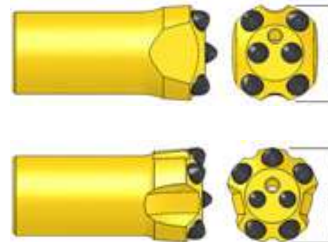



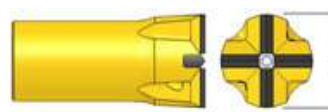
台车掘进钎

DRIFTING AND TUNNELING

R25

R28

R23

钎头 Drill bit	钎头直径 Diameter		合金数量 × 直径 No × button diameter			水孔数量 Flushing hole		重量 Weight approx kg	型号 P/N Hang	
	毫米 mm	英寸 inch	芯齿 Front	边齿 Gauge	角 Angle	正 Front	侧 Side			
柱齿形钎头 Button bit 	圆齿 Spherical buttons									
	33	1 19/64	2×7	5×7	35°	1	1	0.4	1431-33R25-27/57-45-41	
	35	1 3/8	2×7	5×8	35°	1	1	0.4	1431-35R25-27/58-45-41	
	38	1 1/2	2×7	5×8	30°	1	1	0.5	1431-38R25-27/58-45-41	
	38	1 1/2	2×7	5×9	30°	1	1	0.5	1431-38R25-27/59-45-41	
	41	1 5/8	2×9	4×9	35°	1	2	0.6	1431-41R25-29/49-45-41	
	41	1 5/8	2×8	5×9	35°	1	1	0.6	1431-41R25-28/59-45-41	
	45	1 3/4	2×9	4×11	35°	1	2	0.6	1431-45R25-29/411-45-41	
	45	1 3/4	2×8	5×10	30°	1	2	0.6	1431-45R25-28/510-45-41	
	45	1 3/4	2×8	5×11	30°	1	2	0.6	1431-45R25-28/511-45-41	
	抛物线齿 Parabolic buttons 	抛物线齿 Parabolic buttons								
		33	1 19/64	2×7	5×7	35°	1	1	0.4	1431-33R25-27/57-45-51
35		1 3/8	2×7	5×9	25°	1	1	0.4	1431-35R25-27/59-45-51	
38		1 1/2	2×7	5×9	40°	1	1	0.5	1431-38R25-27/59-45-51	
41		1 5/8	2×8	5×9	40°	1	1	0.6	1431-41R25-28/59-45-51	
45		1 3/4	2×9	5×10	35°	1	2	0.6	1431-45R25-29/510-45-51	
扩孔钎头 Reaming bit 6° 		扩孔钎头 Reaming bit 6°								
		64	2 1/2	2×10	8×9	35°	-	-	0.8	1441-646-210/89-45-41
	64	2 1/2	4×8	8×9	25°	-	-	0.8	1441-646-48/89-45-41	
	76	3	2×11	8×11	35°	-	-	1.2	1441-766-211/811-45-41	
	76	3	4×10	8×10	30°	-	-	1.2	1441-766-410/810-45-41	
扩孔导向器 Pilot adapter 6° 	扩孔导向器 Pilot adapter 6°									
	26	1 1/32	12×8	-	-	-	-	1.3	1442-26R25-12/8-42-22	
十字钎头 Cross-type bit 	十字钎头 Cross-type bit									
	33	1 19/64	14×8	-	-	1	2	0.4	1221-33R25-14/8-42-23	
	35	1 3/8	14×8	-	-	1	2	0.5	1221-35R25-14/8-42-23	
	38	1 1/2	14×8	-	-	1	4	0.6	1221-38R25-14/8-42-23	
	41	1 5/8	14×8	-	-	1	4	0.7	1221-41R25-14/8-42-23	
	43	1 11/16	14×8	-	-	1	4	0.7	1221-43R25-14/8-42-23	
	45	1 3/4	14×8	-	-	1	2	0.8	1221-45R25-14/8-42-23	
51	2	14×8	-	-	1	4	1.1	1221-51R25-14/8-42-23		

台车掘进钎具 Drifting And Tunneling

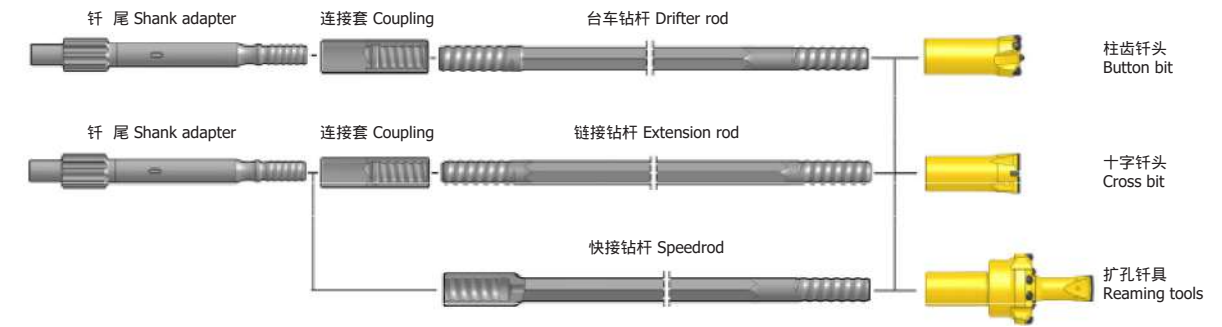


钎杆 Drill rod	长度 Length		外径 Diameter		重量 Weight approx kg	型号 P/N Hang
	毫米 mm	英尺 Foot	毫米 mm	英寸 inch		
六方钎杆 Drifter rod, R32-Hex25-R25 内孔 Flushing hole 8.6mm. 	2100	7'	25	1"	8.6	22H25-R25/R32-2100-23
	2400	8'	25	1"	9.6	22H25-R25/R32-2400-23
	2600	8'8"	25	1"	10.4	22H25-R25/R32-2600-23
	2800	9'	25	1"	11.1	22H25-R25/R32-2800-23
	3090	10'	25	1"	12.2	22H25-R25/R32-3090-23
六方钎杆 Extension rod, R25-Hex25-R25 内孔 Flushing hole 8.6mm. 	3700	12'	25	1"	14.6	22H25-R25/R32-3700-23
	915	3'	25	1"	3.4	23H25-R25-0915-23
	1000	3'33/8"	25	1"	4.0	23H25-R25-1000-23
	1220	4'	25	1"	4.6	23H25-R25-1220-23
	1525	5'	25	1"	5.8	23H25-R25-1525-23
六方快接钎杆 Speedrod, R25-Hex25-R25 内孔 Flushing hole 8.6mm. 	1830	6'	25	1"	7.0	23H25-R25-1830-23
	2435	8'	25	1"	9.3	23H25-R25-2435-23
	3050	10'	25	1"	12.0	23H25-R25-3050-23
	610	2'	25	1"	2.7	24H25-R25/35-0610-23
	1220	4'	25	1"	5.1	24H25-R25/35-1220-23

六棱钎尾钎杆 Shank end rod	长度 Length		外径 Diameter		重量 Weight approx kg	型号 P/N Hang
	毫米 mm	英尺 Foot	毫米 mm	英寸 inch		
六棱钎尾钎杆 Shank adapter/rod 	钎尾 22mm×108mm		Shank 22mm×108mm			
	610	2'	22	7/8	2.6	21H22-R25/108-0610-40
	760	2'6"	22	7/8	2.9	21H22-R25/108-0760-40
	1000	3'3"	22	7/8	3.7	21H22-R25/108-1000-40
	1200	4'	22	7/8	4.4	21H22-R25/108-1200-40
	1830	6'	22	7/8	6.3	21H22-R25/108-1830-40
	2435	8'	22	7/8	8.1	21H22-R25/108-2435-40
	3200	10'6"	22	7/8	10.6	21H22-R25/108-3200-40
	3600	12'	22	7/8	12.0	21H22-R25/108-3600-40
	钎尾 25mm×159mm		Shank 25mm×159mm			
	2700	8'10"	25	1"	11.3	21H25-R25/159-2700-40
	3200	10'6"	25	1"	13.7	21H25-R25/159-3200-40

连接套 Coupling	长度 Length		外径 Diameter		螺 纹 Thread	重 量 Weight approx kg	型号 P/N Hang
	毫米 mm	英寸 inch	毫米 mm	英寸 inch			
同径连接套 Coupling sleeves 	155	6 1/8	44	1 3/4	R32	1.0	31-R32-44-155-23
	150	5 7/8	35	1 3/8	R25	0.7	31-R25-35-150-23
	160	6 5/16	38	1 1/2	R25	1.3	31-R32-38-160-23
变径连接套 Coupling sleeves of different diameter 	150	5 7/8	45	1 3/4	R25-R32	1.1	33-R25/R32-45-150-23
	160	6 5/16	45	1 3/4	R25-R32	1.2	33-R25/R32-45-160-23
	160	6 5/16	56	1 13/64	R25-R38	2.5	33-R25/R38-56-160-23
	170	6 3/4	56	1 13/64	R25-T38	3.2	33-R25/T38-56-170-23

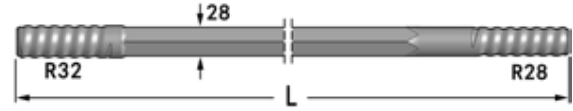
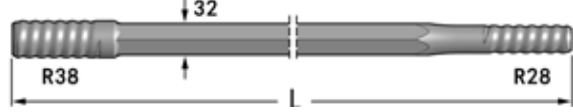
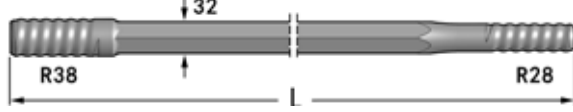
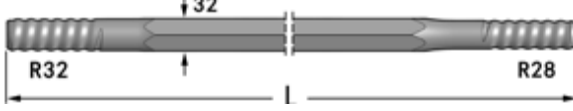
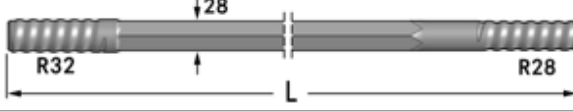
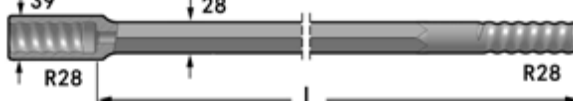
台车掘进钎具 Drifting And Tunneling

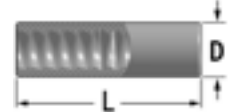


钎头 Drill bit	钎头直径 Diameter		合金数量 × 直径 No × button diameter			水孔数量 Flushing hole		重 量 Weight approx kg	型号 P/N Hang
	毫米 mm	英寸 inch	芯齿 Front	边齿 Gauge	角 Angle	正 Front	侧 Side		
柱齿形钎头 Button bit 	圆齿 Spherical buttons								
	37	1 29/64	2×7	5×9	30°	1	1	0.5	1431-37R28-27/59-45-41
	38	1 1/2	2×8	4×9	30°	1	2	0.6	1431-38R28-28/49-45-41
	38	1 1/2	2×7	5×9	30°	1	1	0.6	1431-38R28-27/59-45-41
	41	1 5/8	2×8	5×9	35°	1	1	0.7	1431-41R28-28/59-45-41
	43	1 11/16	2×9	5×9	35°	1	2	0.8	1431-43R28-29/59-45-41
	45	1 3/4	2×9	5×10	30°	1	2	0.9	1431-45R28-29/510-45-41
	45	1 3/4	3×8	6×9	35°	1	3	0.9	1431-45R28-38/69-45-41
	抛物线齿 Parabolic buttons								
	37	1 29/64	2×7	5×9	30°	1	1	0.5	1431-37R28-27/59-45-51
38	1 1/2	2×8	4×9	30°	1	2	0.6	1431-38R28-28/49-45-51	
38	1 1/2	2×7	5×9	30°	1	1	0.6	1431-38R28-27/59-45-51	
41	1 5/8	2×8	5×9	35°	1	1	0.7	1431-41R28-28/59-45-51	
43	1 11/16	2×9	5×9	35°	1	2	0.8	1431-43R28-29/59-45-51	
45	1 3/4	2×9	5×10	30°	1	2	0.9	1431-45R28-29/510-45-51	
45	1 3/4	3×8	6×9	35°	1	3	0.9	1431-45R28-38/69-45-51	
48	1 7/8	2×9	5×11	30°	1	2	1.0	1431-48R28-29/511-45-51	
48	1 7/8	3×8	6×9	35°	1	3	1.0	1431-48R28-38/69-45-51	
扩孔钎头 Reaming bit 6° 	64	2 1/2	2×10	8×9	35°	-	-	0.8	1441-646-210/89-45-41
	64	2 1/2	4×8	8×9	25°	-	-	0.8	1441-646-48/89-45-41
	76	3	2×11	8×11	35°	-	-	1.2	1441-766-211/811-45-41
	76	3	4×10	8×10	30°	-	-	1.2	1441-766-410/810-45-41
	89	3 1/2	4×11	8×11	35°	-	-	1.7	1441-896-411/811-45-41
	89	3 1/2	4×10	8×10	30°	-	-	1.7	1441-896-410/810-45-41
扩孔导向器 Pilot adapter 6° 	26	1 1/32	12×8	-	-	-	-	1.5	1442-26R28-12/8-42-22
	十字钎头 Cross-type bit								
	38	1 1/2	14×8	-	1	2	0.6	1221-38R28-14/8-42-23	
	41	1 5/8	14×8	-	1	4	0.7	1221-41R28-14/8-42-23	
	43	1 11/16	14×8	-	1	4	0.7	1221-43R28-14/8-42-23	
	45	1 3/4	14×8	-	1	4	0.9	1221-45R28-14/8-42-23	
	51	2	14×8	-	1	4	1.1	1221-51R28-14/8-42-23	


台车掘进钎具 Drifting And Tunneling

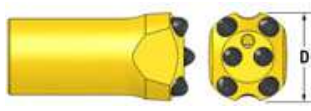
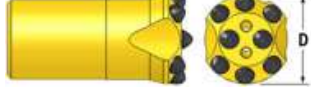


钎杆 Drill rod	长度 Length		外径 Diameter		重量 Weight approxkg	型号 P/N Hang
	毫米 mm	英尺 Foot	毫米 mm	英寸 inch		
六方钎杆 Drifter rod, R32-Hex28-R28 内孔 Flushing hole 8.8mm. 	2400	7'10"	28	1 1/8	12.2	22H28-R28/R32-2400-23
	2750	9'	28	1 1/8	14.4	22H28-R28/R32-2750-23
	3700	12'11/2"	28	1 1/8	18.9	22H28-R28/R32-3700-23
	4000	13'13/8"	28	1 1/8	20.4	22H28-R28/R32-4000-23
	4310	14'11/2"	28	1 1/8	22.0	22H28-R28/R32-4310-23
六方钎杆 Drifter rod, R38-Hex32-R28 内孔 Flushing hole 9.6mm. 	2900	9'61/8"	32	1 1/4	18.8	22H32-R28/R38-2900-23
	3090	10'11/2"	32	1 1/4	20.0	22H32-R28/R38-3090-23
	3700	12'11/2"	32	1 1/4	24.0	22H32-R28/R38-3700-23
	4310	14'11/2"	32	1 1/4	27.9	22H32-R28/R38-4310-23
六方钎杆 Drifter rod, R32-Hex32-R28 内孔 Flushing hole 9.6mm. 	3090	10'11/2"	32	1 1/4	20.0	22H32-R28/R32-3090-23
	3700	12'11/2"	32	1 1/4	23.5	22H32-R28/R32-3700-23
六方钎杆 Drifter rod, R32-Hex32-R28 内孔 Flushing hole 9.6mm. 接内螺纹钎尾 With slimmed shank end for female shank adapters. 	3090	10'11/2"	32	1 1/4	20.0	22H32-R28/R32N-3090-23
	3700	12'11/2"	32	1 1/4	24.0	22H32-R28/R32N-3700-23
	4000	13'13/8"	32	1 1/4	25.9	22H32-R28/R32N-4000-23
	4310	14'11/2"	32	1 1/4	27.9	22H32-R28/R32N-4310-23
六方钎杆 Extension rod, R28-Hex28-R28 内孔 Flushing hole 8.8mm. 	3050	10'	28	1 1/8	15.0	23H28-R28-3050-23
六方钎杆 Speedrod, R28-Hex28-R28 内孔 Flushing hole 8.8mm. 	3050	10'	28	1 1/8	15.0	24H28-R28/39-3050-23

连接套 Coupling	长度 Length		外径 Diameter		螺纹 Thread	重量 Weight approxkg	Hang 型号 Hang P/N
	毫米 mm	英寸 inch	毫米 mm	英寸 inch			
同径连接套 Coupling sleeves 	150	5	44	1 3/4	R32	1.0	31-R32-44-150-23
	150	5	40	1 37/64	R28	0.9	31-R28-40-150-23
	170	6	55	2 5/32	R38	2.0	31-R38-55-170-23
变径连接套 Coupling sleeves of different diameter	160	6	45	1 3/4	R28-R32	1.2	33-R28/R32-45-160-23
	160	6	56	1 13/64	R28-R38	2.5	33-R28/R38-56-160-23

台车掘进钎具 Drifting And Tunneling



钎头 Drill bit	钎头直径 Diameter		合金数量 × 直径 No × button diameter			水孔数量 Flushing hole		重量 Weight approx kg	型号 P/N Hang
	毫米 mm	英寸 inch	芯齿 Front	边齿 Gauge	角 Angle	正 Front	侧 Side		
柱齿形钎头 Button bit 	圆齿 Spherical buttons								
	41	1 5/8	2×9	4×9	35°	1	1	0.6	1431-41R32-29/49-45-41
	41	1 5/8	2×8	5×9	35°	1	1	0.7	1431-41R32-28/59-45-41
	43	1 11/16	2×9	5×9	35°	1	2	0.7	1431-43R32-29/59-45-41
	43	1 11/16	2×9	5×10	35°	1	1	0.7	1431-43R32-29/510-45-41
	43	1 11/16	2×9	6×9	40°	2	-	0.7	1431-43R32-29/69-45-41
	45	1 3/4	2×9	5×11	30°	1	1	0.8	1431-45R32-29/511-45-41
	45	1 3/4	2×9	6×10	35°	2	-	0.8	1431-45R32-29/610-45-41
	45	1 3/4	3×8	6×10	30°	3	-	0.8	1431-45R32-38/610-45-41
	48	1 7/8	2×9	5×11	35°	1	1	0.9	1431-48R32-29/511-45-41
	48	1 7/8	2×9	6×10	40°	2	-	0.9	1431-48R32-29/610-45-41
	48	1 7/8	3×8	6×10	40°	3	-	0.9	1431-48R32-38/610-45-41
	48	1 7/8	3×9	6×10	30°	3	-	0.9	1431-48R32-39/610-45-41
	51	2	2×10	5×11	35°	1	1	1.0	1431-51R32-210/511-45-41
	51	2	2×10	6×10	40°	2	-	1.0	1431-51R32-210/610-45-41
	51	2	3×9	6×10	35°	3	-	1.0	1431-51R32-39/610-45-41
	57	2 1/4	3×9	6×11	35°	3	-	1.3	1431-57R32-39/611-45-41
	64	2 1/2	3×10, 1×10	6×11	35°	3	-	1.6	1433-64R32-410/611-45-41
	64	2 1/2	4×10	8×10	40°	2	-	1.6	1431-64R32-410/810-45-41
	76	3	4×11	8×11	40°	2	-	2.6	1431-76R32-411/811-45-41
抛物线齿 Parabolic buttons 	41	1 5/8	2×8	5×9	40°	1	1	0.7	1431-41R32-28/59-45-51
	43	1 11/16	2×9	5×9	40°	1	2	0.7	1431-43R32-29/59-45-51
	43	1 11/16	2×9	6×9	40°	2	-	0.7	1431-43R32-29/69-45-51
	43	1 11/16	3×8	6×8	40°	3	1	0.7	1431-43R32-38/68-45-51
	45	1 3/4	2×9	5×11	30°	1	2	0.8	1431-45R32-29/511-45-51
	45	1 3/4	2×9	6×9	40°	2	2	0.8	1431-45R32-29/69-45-51
	45	1 3/4	3×8	6×9	40°	3	1	0.8	1431-45R32-38/69-45-51
	48	1 7/8	2×9	5×11	35°	1	1	0.9	1431-48R32-29/511-45-51
	48	1 7/8	2×9	6×10	40°	2	-	0.9	1431-48R32-29/610-45-51
	48	1 7/8	3×8	6×10	40°	3	-	0.9	1431-48R32-38/610-45-51
	51	2	2×10	6×10	40°	2	-	1.0	1431-51R32-210/610-45-51
	51	2	3×9	6×10	40°	3	1	1.0	1431-51R32-39/610-45-51
	54	2 1/8	3×9	6×10	40°	3	1	1.0	1431-54R32-39/610-45-51
	57	2 1/4	3×9	6×11	35°	3	-	1.3	1431-57R32-39/611-45-51
	64	2 1/2	4×10	8×10	40°	2	-	1.6	1431-64R32-410/810-45-51

台车掘进钎具 Drifting And Tunneling



钎头 Drill bit	钎头直径 Diameter		合金数量 × 直径 No×button diameter			水孔数量 Flushing hole		重量 Weight approx kg	型号 P/N Hang	
	毫米 mm	英寸 inch	芯齿 Front	边齿 Gauge	角 Angle	正 Front	侧 Side			
柱齿易返钎头 Retrac button bit	圆齿 Spherical buttons									
	45	1 3/4	3×8	6×9	40°	3	-	1.1	1531-45R32-38/69-45-41	
	48	1 7/8	3×9	6×10	30°	3	-	1.2	1531-48R32-39/610-45-41	
	51	2	3×9	6×10	30°	3	-	1.4	1531-51R32-39/610-45-41	
	64	2 1/2	3×10,1×10	6×11	35°	3	-	2.2	1533-64R32-410/611-45-41	
	64	2 1/2	4×10	8×10	40°	2	-	2.2	1531-64R32-410/810-45-41	
	76	3	4×11,1×11	8×11	35°	4	1	3.5	1533-76R32-511/811-45-41	
	抛物线齿 Parabolic buttons									
	45	1 3/4	3×8	6×9	40°	3	-	1.1	1531-45R32-38/69-45-51	
	48	1 7/8	3×9	6×10	30°	3	-	1.2	1531-48R32-39/610-45-51	
	51	2	3×9	6×10	30°	3	-	1.4	1531-51R32-39/610-45-51	
	64	2 1/2	3×10,1×10	6×11	35°	3	-	2.2	1533-64R32-410/611-45-51	
	64	2 1/2	4×10	8×10	40°	2	-	2.2	1531-64R32-410/810-45-51	
	76	3	4×11,1×11	8×11	35°	4	1	3.5	1533-76R32-511/811-45-51	
柱齿扩孔钎头Dome bit for reaming	圆齿 Spherical buttons									
	76	3	1×13	9×13	35°	3	1	2.0	1441-76R32-113/913-45-41	
	89	3 1/2	1×13	14×13	35°	2	2	2.6	1441-89R32-113/1413-45-41	
	102	4	1×13	16×13	35°	2	2	3.2	1441-102R32-113/1613-45-41	
	127	5	1×13	18×13	35°	3	1	4.8	1441-127R32-113/1813-45-41	
	抛物线齿 Parabolic buttons									
	76	3	1×13	9×13	35°	3	1	2.0	1441-76R32-113/913-45-51	
	89	3 1/2	1×13	14×13	35°	2	2	2.6	1441-89R32-113/1413-45-51	
	102	4	1×13	16×13	35°	2	2	3.2	1441-102R32-113/1613-45-51	
	127	5	1×13	18×13	35°	3	1	4.8	1441-127R32-113/1813-45-51	
	扩孔钎头 Reaming bit 6°	64	2 1/2	2×10	8×9	35°	-	-	0.8	1441-646-210/89-45-41
		64	2 1/2	4×8	8×9	25°	-	-	0.8	1441-646-48/89-45-41
		76	3	2×11	8×11	35°	-	-	1.2	1441-766-211/811-45-41
		76	3	4×10	8×10	30°	-	-	1.2	1441-766-410/810-45-41
89		3 1/2	4×11	8×11	35°	-	-	1.7	1441-896-411/811-45-41	
89		3 1/2	4×10	8×10	30°	-	-	1.7	1441-896-410/810-45-41	
扩孔导向器 Pilot adapter 6°	26	1 1/32	12×8		-	-	-	1.5	1442-26R32-12/8-42-22	
扩孔钎头 Reaming bit 12°	89	3 1/2	4×10	8×12	35°	-	-	1.8	1441-8912-410/812-45-41	
	102	4	4×12	8×12	35°	-	-	2.1	1441-10212-412/812-45-41	
	127	5	4×12	8×12	35°	-	-	4.0	1441-12712-412/812-45-41	
	127	5	4×13	8×13	35°	-	-	4.0	1441-12712-413/813-45-41	
扩孔导向器 Pilot adapter 12°	40	1 37/64	15×10		-	-	-	2.2	1442-40R32-15/10-42-22	
十字钎头 Cross-type bit	41	1 5/8	16×10		-	1	4	0.7	1221-41R32-16/10-42-23	
	43	1 11/16	16×10		-	1	2	0.8	1221-43R32-16/10-42-23	
	45	1 3/4	16×10		-	1	4	0.9	1221-45R32-16/10-42-23	
	48	1 7/8	16×10		-	1	4	0.9	1221-48R32-16/10-42-23	
	51	2	16×10		-	1	4	1.2	1221-51R32-16/10-42-23	
	57	2 1/4	16×10		-	1	4	1.3	1221-57R32-16/10-42-23	
	64	2 1/2	18×13		-	1	4	1.5	1221-64R32-18/13-42-23	

台车掘进钎具 Drifting And Tunneling

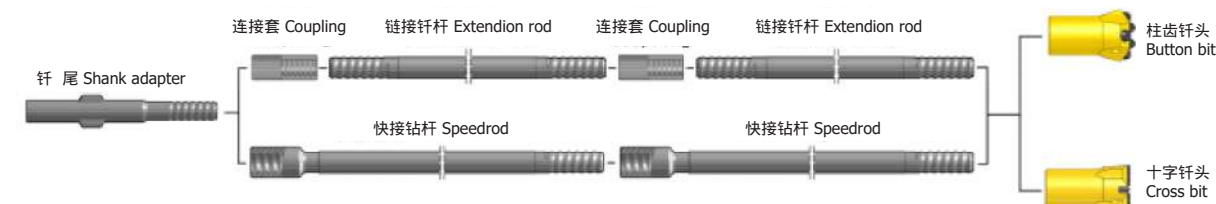


钎杆 Drill rod	长度 Length		外径 Diameter		重量 Weight approx kg	型号 P/N Hang
	毫米 mm	英尺 Foot	毫米 mm	英寸 inch		
六方钎杆 Drifter rod, R/T38-Hex32-R32 内孔 Flushing hole 9.6mm.	2400	7'10"	32	1	15.3	22H32-R32/T38-2400-23
	3090	10'11 1/2"	32	1	19.8	22H32-R32/T38-3090-23
	3400	11'13 3/4"	32	1	21.7	22H32-R32/T38-3400-23
	4000	13'13 8/8"	32	1	25.5	22H32-R32/T38-4000-23
	4310	14'11 1/2"	32	1	27.5	22H32-R32/T38-4310-23
	4920	16'11 1/2"	32	1	31.3	22H32-R32/T38-4920-23
	5530	18'11 1/2"	32	1	35.2	22H32-R32/T38-5530-23
	六方钎杆 Drifter rod, R/T38-Hex35-R32 内孔 Flushing hole 9.5mm.	3090	10'11 1/2"	35	1	24.0
3700		12'11 1/2"	35	1	28.7	22H35-R32/T38-3700-23
4000		13'13 8/8"	35	1	31.1	22H35-R32/T38-4000-23
4310		14'11 1/2"	35	1	33.4	22H35-R32/T38-4310-23
4920		16'11 1/2"	35	1	37.8	22H35-R32/T38-4920-23
5530		18'11 1/2"	35	1	42.9	22H35-R32/T38-5530-23
6100		20'	35	1	47.3	22H35-R32/T38-6100-23
六方快接钎杆 Speedrod, T38-Hex35-R32 内孔 Flushing hole 9.5mm.		3700	12'11 1/2"	35	1	29.0
	4310	14'11 1/2"	35	1	34.1	24H35-R32/T38-4310-23
	4920	16'11 1/2"	35	1	38.8	24H35-R32/T38-4920-23
	5530	18'11 1/2"	35	1	43.6	24H35-R32/T38-5530-23
	6400	21'	35	1	50.3	24H35-R32/T38-6400-23

连接套 Coupling	长度 Length		外径 Diameter		螺纹 Thread	重量 Weight approx kg	型号 P/N Hang
	毫米 mm	英寸 inch	毫米 mm	英寸 inch			
同径连接套 Coupling sleeves	170	6 3/4	55	2 5/32	R38	1.8	31-R38-55-170-23
	190	7 1/2	55	2 5/32	T38	2.0	31-T38-55-190-23
变径连接套 Coupling sleeves of different diameter	150	6 1/8	45	1 3/4	R25-R32	1.1	33-R25/R32-45-150-23
	160	6 1/4	45	1 3/4	R25-R32	1.2	33-R25/R32-45-160-23
	160	6 1/4	45	1 3/4	R28-R32	1.2	33-R28/R32-45-160-23
	160	6 1/4	55	2 5/32	R32-R38	1.8	33-R32/R38-55-160-23
	170	6 3/4	55	2 5/32	R32-R38	2.0	33-R32/R38-55-170-23
	180	7 1/16	55	2 5/32	R32-R38	2.2	33-R32/R38-55-180-23
	210	8 1/4	55	2 5/32	R32-R38	2.8	33-R32/R38-55-210-23
	170	6 3/4	56	2 1/8	R32-R38	2.1	33-R32/T38-56-170-23
	180	7 1/16	56	2 1/8	R32-R38	2.2	33-R32/T38-56-180-23
	210	8 1/4	56	2 1/8	R32-R38	2.8	33-R32/T38-56-210-23
	190	7 1/2	63	2 33/64	R32-T45	3.2	33-R32/T45-63-190-23



深孔螺纹钎具 Bench drilling



03

深孔螺纹钎具

BENCH AND PRODUCTION DRILLING

R3212 T51

R32 T60

HL38 ST58

T38 ST68

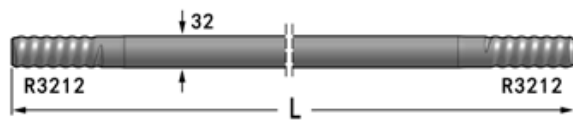
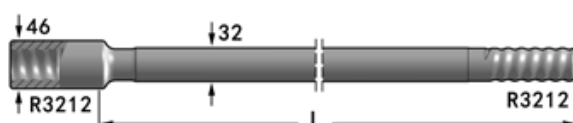
T45

钎头 Drill bit	钎头直径 Diameter		合金数量 × 直径 No × button diameter			水孔数量 Flushing hole		重量 Weight approx kg	型号 P/N Hang
	毫米 mm	英寸 inch	芯齿 Front	边齿 Gauge	角 Angle	正 Front	侧 Side		
柱齿形钎头 Button bit	48	1 7/8	2×9	3×11	35°	1	1	0.7	1431-48R3212-29/311-45-62
	48	1 7/8	2×9	5×11	35°	1	1	0.7	1431-48R3212-29/511-45-62
	55	2 1/8	1×12	3×14	35°	1	1	0.9	1431-55R3212-112/314-45-62
	55	2 1/8	2×10,1×10	4×12	35°	1	1	0.8	1434-55R3212-310/412-45-62
	55	2 1/8	2×10,1×10	4×10	35°	1	1	0.8	1434-55R3212-310/410-45-62
	55	2 1/8	3×9	6×10	35°	3	-	0.9	1431-55R3212-39/610-45-62
	60	2 3/8	2×12	3×14	40°	1	1	1.0	1431-60R3212-212/314-45-62
	60	2 3/8	2×11	5×12	40°	1	1	1.0	1431-60R3212-211/512-45-62
	60	2 3/8	2×10,1×10	4 × 12	40°	2	1	0.9	1434-60R3212-310/412-45-62
	60	2 3/8	3×10	6 × 11	40°	3	-	1.1	1431-60R3212-310/611-45-62
	65	2 1/2	2×13	3 × 14	40°	1	1	1.1	1431-65R3212-213/314-45-62
	65	2 1/2	3×12	3 × 14	40°	1	1	1.1	1431-65R3212-312/314-45-62
65	2 1/2	2×12,1×12	4 × 12	40°	1	1	1.2	1434-65R3212-312/412-45-62	
65	2 1/2	2×12,1×10	4 × 14	35°	1	1	1.5	1434-65R3212-312/414-45-62	
65	2 1/2	3×12	6 × 12	35°	1	1	1.2	1431-65R3212-312/612-45-62	
65	2 1/2	3×12	6 × 12	35°	3	-	1.2	1431-65R3212-312/612-45-62	
70	2 3/4	3×12	3 × 14	35°	1	1	1.6	1431-70R3212-312/314-45-62	
70	2 1/2	3×12	6 × 12	35°	1	1	1.4	1431-70R3212-312/612-45-62	
70	2 1/2	3×12	6 × 12	35°	3	-	1.4	1431-70R3212-312/612-45-62	
75	3	5×10	6 × 12	35°	2	1	1.7	1431-75R3212-510/612-45-62	
十字钎头 Cross-type bit	55	2 1/8	16×10	-	-	1	2	0.8	1221-55R3212-16/10-42-23
	60	2 3/8	16×10	-	-	1	2	0.9	1221-60R3212-16/10-42-23
	65	2 1/2	16×10	-	-	1	2	1.0	1221-65R3212-16/10-42-23
	70	2 3/4	16×10	-	-	1	2	1.1	1221-70R3212-16/10-42-23
	75	3	18×13	-	-	1	2	1.3	1221-75R3212-18/13-42-23
	80	3 1/8	18×13	-	-	1	2	1.6	1221-80R3212-18/13-42-23

深孔螺纹钎具
BENCH AND PRODUCTION
DRILLING

深孔螺纹钎具 Bench Drilling

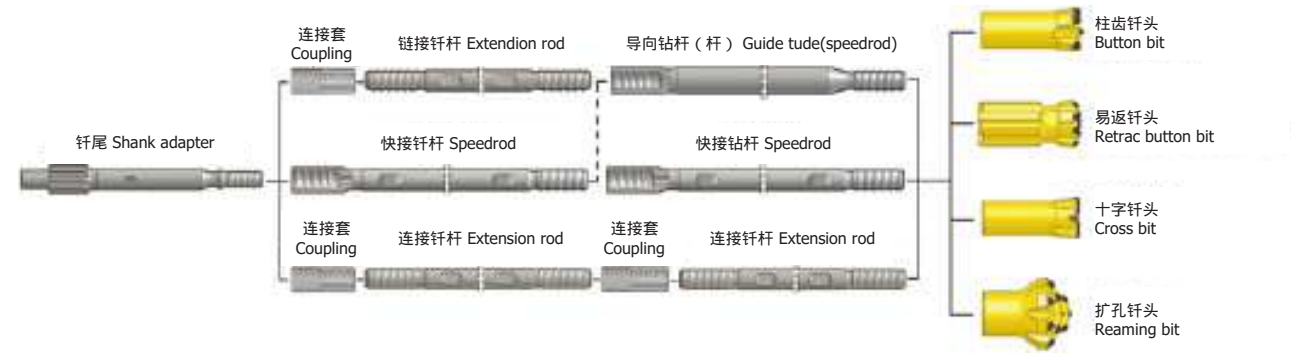






钎杆 Drill rod	长度 Length		外径 Diameter		重量 Weight approx kg	型号 P/N Hang
	毫米 mm	英寸 Foot	毫米 mm	英寸 inch		
连接钎杆 Extension rod R3212-Round32-R3212 内孔 Flushing hole 9.2mm. 	600	2'	32	1 1/4	3.53	23R32-R3212-0600-40
	800	2'7"	32	1 1/4	4.70	23R32-R3212-0800-40
	900	2'	32	1 1/4	5.30	23R32-R3212-0900-40
	1000	3'3"	32	1 1/4	5.90	23R32-R3212-1000-40
	1100	3'6"	32	1 1/4	6.52	23R32-R3212-1100-40
	1200	3'9"	32	1 1/4	7.10	23R32-R3212-1200-40
快接钎杆 MF-rod R3212-Round32-R3212内孔 Flushing hole 9.2mm. 	600	2'	32	1 1/4	4.45	24R32-R3212/46-0600-40
	800	2'7"	32	1 1/4	5.60	24R32-R3212/46-0800-40
	900	2'	32	1 1/4	6.17	24R32-R3212/46-0900-40
	1000	3'3"	32	1 1/4	6.80	24R32-R3212/46-1000-40
	1100	3'6"	32	1 1/4	7.40	24R32-R3212/46-1100-40
	1200	3'9"	32	1 1/4	7.90	24R32-R3212/46-1200-40

连接套 Coupling	长度 Length		外径 Diameter		螺纹 Thread	重量 Weight approx kg	型号 P/N Hang
	毫米 mm	英寸 inch	毫米 mm	英寸 inch			
同径连接套 Coupling sleeves 	150	6 1/8	44	1 3/4	R3212	1.0	31-R3212-44-150-42
	160	6 1/4	44	1 3/4	R3212	1.1	31-R3212-44-160-42
	160	6 1/4	48	1 7/8	R3212	1.5	31-R3212-48-160-42

钎尾 Shank adaptors	长度 Length		外径 Diameter		螺纹 Thread	重量 Weight approx kg	型号 P/N Hang
	毫米 mm	英寸 inch	毫米 mm	英寸 inch			
适用 90 风动钻机 For 90 drills 	330	1 1/12	56	2 1/4	R3212	2.3	4NJ90-38R3212-10330-42

深孔螺纹钎具 Bench Drilling



钎头 Drill bit	钎头直径 Diameter		合金数量 × 直径 No × button diameter			水孔数量 Flushing hole		重量 Weight approx kg	型号 P/N Hang	
	毫米 mm	英寸 inch	芯齿 Front	边齿 Gauge	角 Angle	正 Front	侧 Side			
柱齿形钎头 Button bit 	圆齿 Spherical buttons									
	48	1 7/8	2×9	5×11	35°	1	2	1.0	1431-48R32-29/511-45-31	
	48	1 7/8	3×8	6×10	40°	3	-	0.9	1431-48R32-38/610-45-31	
	51	2	2×10	5×11	35°	1	2	1.0	1431-51R32-210/511-45-31	
	51	2	3×9	6×10	35°	3	-	1.0	1431-51R32-39/610-45-31	
	57	2 1/4	3×9	6×11	35°	3	-	1.3	1431-57R32-39/611-45-31	
	57	2 1/4	3×10	6×11	35°	3	-	1.3	1431-57R32-310/611-45-31	
	64	2 1/2	3×11	6×12	30°	3	-	1.6	1431-64R32-311/612-45-31	
	64	2 1/2	3×10, 1×10	6×11	35°	3	-	1.6	1433-64R32-410/611-45-31	
	64	2 1/2	4×10	8×10	40°	2	-	1.6	1431-64R32-410/810-45-31	
	70	3	4×11	8×11	40°	2	-	2.6	1431-70R32-411/811-45-31	
	76	3	4×11, 1×11	8×11	35°	2	-	2.6	1433-76R32-511/811-45-31	
	柱齿易返钎头 Retrac button bit 	圆齿 Spherical buttons								
		48	1 7/8	3×8	6×10	40°	3	-	1.2	1531-48R32-38/610-45-31
51		2	3×9	6×10	35°	3	-	1.4	1531-51R32-39/610-45-31	
64		2 1/2	3×10, 1×10	6×11	35°	3	-	2.2	1533-64R32-410/611-45-31	
64		2 1/2	4×10	8×10	40°	2	-	2.2	1531-64R32-410/810-45-31	
76		3	4×11, 1×11	8×11	35°	4	1	3.5	1533-76R32-511/811-45-31	
抛物线齿 Parabolic buttons 		抛物线齿 Parabolic buttons								
		48	1 7/8	3×8	6×10	40°	3	-	0.9	1431-48R32-38/610-45-51
		51	2	3×9	6×10	40°	3	1	1.0	1431-51R32-39/610-45-51
		54	2 1/8	3×9	6×10	40°	3	1	1.0	1431-54R32-39/610-45-51
		57	2 1/4	3×9	6×11	35°	3	-	1.3	1431-57R32-39/611-45-51
		57	2 1/4	3×10	6×11	35°	3	-	1.3	1431-57R32-310/611-45-51
		64	2 1/2	4×10	8×10	40°	2	-	1.6	1431-64R32-410/810-45-51
抛物线齿 Parabolic buttons 		抛物线齿 Parabolic buttons								
	48	1 7/8	3×9	6×10	30°	3	-	1.2	1531-48R32-39/610-45-51	
	51	2	3×9	6×10	30°	3	-	1.4	1531-51R32-39/610-45-51	
	64	2 1/2	3×10, 1×10	6×11	35°	3	-	2.2	1533-64R32-410/611-45-51	
	64	2 1/2	4×10	8×10	40°	2	-	2.2	1531-64R32-410/810-45-51	
	76	3	4×11, 1×11	8×11	35°	4	1	3.5	1533-76R32-511/811-45-51	

深孔螺纹钎具
BENCH AND PRODUCTION
DRILLING

深孔螺纹钎具
BENCH AND PRODUCTION
DRILLING

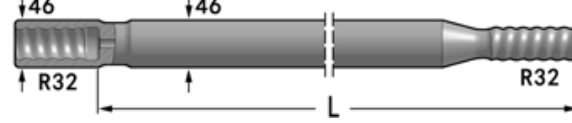
深孔螺纹钎具 Bench Drilling



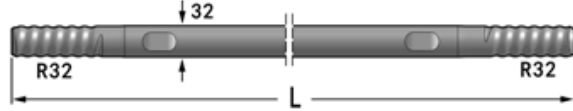
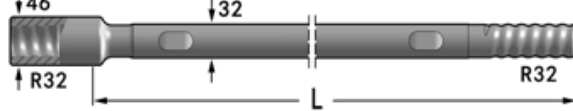
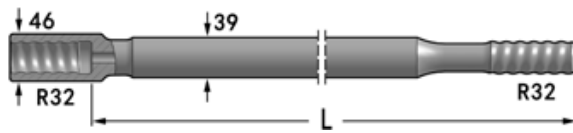
钎头 Drill bit	钎头直径 Diameter		合金数量 × 直径 No×button diameter			水孔数量 Flushing hole		重量 Weight approx kg	型号 P/N Hang
	毫米 mm	英寸 inch	芯齿 Front	边齿 Gauge	角 Angle	正 Front	侧 Side		
柱齿扩孔钎头 Dome bit for reaming 	圆齿 Spherical buttons								
	76	3	1×13	9×13	35°	3	1	2.0	1441-76R32-113/913-45-31
	89	3 1/2	1×13	14×13	35°	2	2	2.6	1441-89R32-113/1413-45-31
	102	4	1×13	16×13	35°	2	2	3.2	1441-102R32-113/1613-45-31
	127	5	1×13	18×13	35°	3	1	4.8	1441-127R32-113/1813-45-31
	抛物线齿 Parabolic buttons								
	76	3	1×13	9×13	35°	3	1	2.0	1441-76R32-113/913-45-51
	89	3 1/2	1×13	14×13	35°	2	2	2.6	1441-89R32-113/1413-45-51
	102	4	1×13	16×13	35°	2	2	3.2	1441-102R32-113/1613-45-51
	127	5	1×13	18×13	35°	3	1	4.8	1441-127R32-113/1813-45-51
十字钎头 Cross-type bits 	45	1 3/4	16×10		-	1	4	0.9	1221-45R32-16/10-42-23
	48	1 7/8	16×10		-	1	4	0.9	1221-48R32-16/10-42-23
	51	2	16×10		-	1	4	1.2	1221-51R32-16/10-42-23
	57	2 1/4	16×10		-	1	4	1.3	1221-57R32-16/10-42-23
	64	2 1/2	18×13		-	1	4	1.5	1221-64R32-18/13-42-23

深孔螺纹钎具 Bench Drilling




导向钻杆 Guide tube	长度 Length		外径 Diameter		重量 Weight approx kg	型号 P/N Hang
	毫米 mm	英寸 inch	毫米 mm	英寸 inch		
导向钻杆 Guide tube D46 适用 51 - 64mm 钎头 D46 for bits from 51-64mm 	1220	4'	46	1	10.0	24R46-R32/46-1220-23
	1525	5'	46	1	12.5	24R46-R32/46-1525-23
	1830	6'	46	1	14.2	24R46-R32/46-1830-23
	3050	10'	46	1	25.0	24R46-R32/46-3050-23

连接套 Coupling	长度 Length		外径 Diameter		螺纹 Thread	重量 Weight approx kg	型号 P/N Hang
	毫米 mm	英寸 inch	毫米 mm	英寸 inch			
同径连接套 Coupling sleeves 	150	6 1/8	44	1 3/4	R32	1.0	31-R32-44-150-23
	160	6 1/4	44	1 3/4	R32	1.1	31-R32-44-160-23

钎杆 Drill rod	长度 Length		外径 Diameter		重量 Weight approx kg	型号 P/N Hang
	毫米 mm	英尺 Foot	毫米 mm	英寸 inch		
连接钎杆 Extension rod R32-Round32-R32 内孔 Flushing hole 9.2mm. 扳手槽 Wrench flat 25.4mm. 	915	3'	32	1 1/4	5.4	23R32-R32-0915-23
	1000	3'33/8"	32	1 1/4	5.9	23R32-R32-1000-23
	1220	4'	32	1 1/4	7.2	23R32-R32-1220-23
	1830	6'	32	1 1/4	10.8	23R32-R32-1830-23
	2435	8'	32	1 1/4	14.3	23R32-R32-2435-23
	3050	10'	32	1 1/4	17.9	23R32-R32-3050-23
	3660	12'	32	1 1/4	21.5	23R32-R32-3660-23
	快接钎杆 MF-rod R32-Round32-R32内 孔 Flushing hole 9.2mm. 扳手槽 Wrench flat 25.4mm. 	915	3'	32	1 1/4	6.2
1220		4'	32	1 1/4	8.0	24R32-R32/46-1220-23
1525		5'	32	1 1/4	9.8	24R32-R32/46-1525-23
1830		6'	32	1 1/4	11.6	24R32-R32/46-1830-23
2435		8'	32	1 1/4	15.1	24R32-R32/46-2435-23
3050		10'	32	1 1/4	18.7	24R32-R32/46-3050-23
3660		12'	32	1 1/4	22.3	24R32-R32/46-3660-23
导向快接钎杆 Guide speedrod R32-Round39-R32 内孔 Flushing hole 14.5mm. 	3050	10'	39	1 1/2	27.0	24R39-R32/46-3050-23
	3660	12'	39	1 1/2	32.0	24R39-R32/46-3660-23

深孔螺纹钎具 Bench Drilling



钎头 Drill bit	钎头直径 Diameter		合金数量 × 直径 No×button diameter			水孔数量 Flushing hole		重量 Weight approx kg	型号 P/N Hang	
	毫米 mm	英寸 inch	芯齿 Front	边齿 Gauge	角 Angle	正 Front	侧 Side			
柱齿形钎头 Button bit	圆齿 Spherical buttons									
	64	2 1/2	3×11	6×12	35°	3	-	1.8	1431-64HL38-311/612-45-31	
	70	2 3/4	4×11	8×11	40°	2	-	1.9	1431-70HL38-411/811-45-31	
	70	2 3/4	4×10,1×10	8×11	30°	4	-	1.9	1432-70HL38-510/811-45-31	
	70	2 3/4	3×10,1×10	6×12	35°	3	-	1.8	1433-70HL38-410/612-45-31	
	76	3	4×11	8×11	40°	2	-	2.4	1431-76HL38-411/811-45-31	
	76	3	3×11,1×11	6×12	35°	3	1	2.6	1433-76HL38-411/612-45-31	
	76	3	4×11,1×11	8×12	35°	4	-	2.6	1432-76HL38-511/812-45-31	
	89	3 1/2	5×12	8×12	35°	2	-	3.3	1431-89HL38-512/812-45-31	
	89	3 1/2	4×13,1×13	8×13	35°	4	-	3.3	1432-89HL38-513/813-45-31	
	柱齿易返钎头 Retrac button bit	圆齿 Spherical buttons								
		64	2 1/2	3×10,1×10	6×11	35°	3	-	2.2	1533-64HL38-410/611-45-31
70		2 3/4	4×10,1×10	8×11	35°	4	-	2.4	1532-70HL38-510/811-45-31	
76		3	4×11,1×11	8×11	40°	4	-	3.3	1532-76HL38-511/811-45-31	
76		3	4×11,1×11	8×12	35°	4	-	3.3	1532-76HL38-511/812-45-31	
89		3 1/2	5×12	8×12	35°	2	-	4.8	1531-89HL38-512/812-45-31	
89		3 1/2	4×13,1×13	8×13	35°	4	-	4.8	1532-89HL38-513/813-45-31	
抛物线齿 Parabolic buttons		抛物线齿 Parabolic buttons								
		64	2 1/2	3×10,1×10	6×11	35°	3	-	2.2	1533-64HL38-410/611-45-51
		70	2 3/4	4×10,1×10	8×11	35°	4	-	2.4	1532-70HL38-510/811-45-51
		76	3	4×11,1×11	8×11	40°	4	-	3.3	1532-76HL38-511/811-45-51
		76	3	4×11,1×11	8×12	35°	4	-	3.3	1532-76HL38-511/812-45-51
	89	3 1/2	5×12	8×12	35°	2	-	4.8	1531-89HL38-512/812-45-51	
89	3 1/2	4×13,1×13	8×13	35°	4	-	4.8	1532-89HL38-513/813-45-51		

深孔螺纹钎具 Bench Drilling



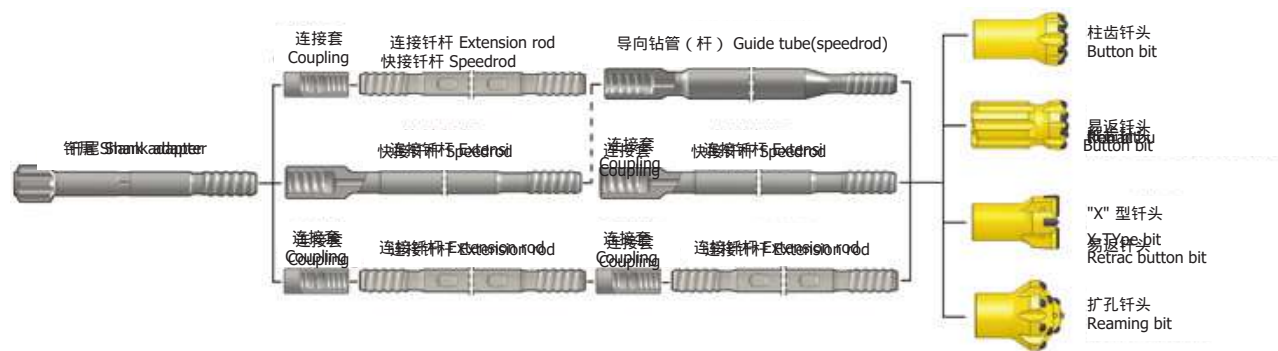
钎杆 Drill rod	长度 Length		外径 Diameter		重量 Weight approx kg	型号 P/N Hang	
	毫米 mm	英尺 Foot	毫米 mm	英寸 inch			
连接钎杆 Extension rod HL38-Round39-HL38 内孔 Flushing hole 14.5mm. 扳手槽 Wrench flat 32mm.	1220	4'	39	1 1/2	10.2	23R39-HL38-1220-23	
	1525	5'	39	1 1/2	12.8	23R39-HL38-1525-23	
	1830	6'	39	1 1/2	15.3	23R39-HL38-1830-23	
	2435	8'	39	1 1/2	20.4	23R39-HL38-2435-23	
	3050	10'	39	1 1/2	25.5	23R39-HL38-3050-23	
	3660	12'	39	1 1/2	30.9	23R39-HL38-3660-23	
	3965	13'	39	1 1/2	33.2	23R39-HL38-3965-23	
	4270	14'	39	1 1/2	35.7	23R39-HL38-4270-23	
	4880	16'	39	1 1/2	41.0	23R39-HL38-4880-23	
	5530	18'11/2"	39	1 1/2	46.3	23R39-HL38-5530-23	
	6095	20'	39	1 1/2	50.9	23R39-HL38-6095-23	
	快接钎杆 MF-rod HL38-Round39-HL38内孔 Flushing hole 14.5mm.	915	3'	39	1 1/2	10.7	24R39-HL38/57-0915-23
		1220	4'	39	1 1/2	13.3	24R39-HL38/57-1220-23
		1525	5'	39	1 1/2	15.8	24R39-HL38/57-1525-23
		1830	6'	39	1 1/2	18.3	24R39-HL38/57-1830-23
3050		10'	39	1 1/2	28.5	24R39-HL38/57-3050-23	
3660		12'	39	1 1/2	33.6	24R39-HL38/57-3660-23	
4270		14'	39	1 1/2	38.7	24R39-HL38/57-4270-23	
4880		16'	39	1 1/2	43.7	24R39-HL38/57-4880-23	
六方连接杆 Hex. extension rod HL38-Hex32-HL38 内孔 Flushing hole 9.6mm.	1220	4'	32	1 1/4	8.6	23H32-HL38-1220-23	
	1830	6'	32	1 1/4	12.6	23H32-HL38-1830-23	
	2435	8'	32	1 1/4	16.6	23H32-HL38-2435-23	
	3050	10'	32	1 1/4	20.8	23H32-HL38-3050-23	
	3660	12'	32	1 1/4	24.9	23H32-HL38-3660-23	

连接套 Coupling	长度 Length		外径 Diameter		螺纹 Thread	重量 Weight approx kg	型号 P/N Hang
	毫米 mm	英寸 inch	毫米 mm	英寸 inch			
同径连接套 Coupling sleeves	170	6 3/4	55	2 5/32	HL38	1.9	31-HL38-55-170-23
	190	7 1/2	55	2 5/32	HL38	2.1	31-HL38-55-190-23

深孔螺纹钎具
BENCH AND PRODUCTION
DRILLING

深孔螺纹钎具
BENCH AND PRODUCTION
DRILLING

深孔螺纹钎具 Bench Drilling



钎头 Drill bit	钎头直径 Diameter		合金数量 × 直径 No×button diameter			水孔数量 Flushing hole		重量 Weight approx kg	型号 P/N Hang
	毫米 mm	英寸 inch	芯齿 Front	边齿 Gauge	角 Angle	正 Front	侧 Side		
柱齿形钎头 Button bit	圆齿 Spherical buttons								
	64	2 1/2	3×11	6×12	35°	3	-	1.8	1431-64T38-311/612-45-31
	64	2 1/2	4×10	8×10	40°	2	-	1.6	1431-64T38-410/810-45-31
	64	2 1/2	3×10,1×10	6×11	35°	3	-	1.7	1433-64T38-410/611-45-31
	70	2 3/4	4×11	8×11	40°	2	-	1.9	1431-70T38-411/811-45-31
	70	2 3/4	4×10,1×10	8×11	30°	4	-	1.9	1432-70T38-510/811-45-31
	70	2 3/4	3×10,1×10	6×12	35°	3	-	1.8	1433-70T38-410/612-45-31
	76	3	4×11	8×11	40°	2	-	2.4	1431-76T38-411/811-45-31
	76	3	5×11	8×13	35°	2	1	2.4	1431-76T38-511/813-45-31
	76	3	3×11,1×11	6×12	35°	3	1	2.6	1433-76T38-411/612-45-31
	76	3	4×11,1×11	8×12	35°	4	-	2.6	1432-76T38-511/812-45-31
	76	3	4×11,1×11	8×11	40°	4	-	2.6	1432-76T38-511/811-45-31
	89	3 1/2	4×13	8×13	40°	2	-	3.3	1431-89T38-413/813-45-31
	89	3 1/2	5×13	8×13	35°	2	-	3.3	1431-89T38-513/813-45-31
	89	3 1/2	6×11	8×12	35°	2	-	3.3	1431-89T38-611/812-45-31
	89	3 1/2	3×11,2×11	6×13	35°	3	1	3.3	1433-89T38-511/613-45-31
	89	3 1/2	4×11,1×11	8×13	35°	4	-	3.3	1433-89T38-511/813-45-31
	89	3 1/2	4×13,1×13	8×13	35°	4	-	3.3	1432-89T38-513/813-45-31
柱齿形钎头 Button bit	抛物线齿 Parabolic buttons								
	64	2 1/2	3×11	6×12	35°	3	-	1.8	1431-64T38-311/612-45-51
	64	2 1/2	4×10	8×10	40°	2	-	1.6	1431-64T38-410/810-45-51
	64	2 1/2	3×10,1×10	6×11	35°	3	-	1.7	1433-64T38-410/611-45-51
	70	2 3/4	4×11	8×11	40°	2	-	1.9	1431-70T38-411/811-45-51
	70	2 3/4	3×10,1×10	6×12	35°	3	-	1.8	1433-70T38-410/612-45-51
	76	3	4×11	8×11	40°	2	-	2.4	1431-76T38-411/811-45-51
	76	3	5×11	8×13	35°	2	1	2.4	1431-76T38-511/813-45-51
	76	3	3×11,1×11	6×13	35°	3	1	2.6	1433-76T38-411/613-45-51
	76	3	4×11,1×11	8×12	35°	4	-	2.6	1432-76T38-511/812-45-51
	76	3	4×11,1×11	8×11	40°	4	-	2.6	1432-76T38-511/811-45-51
	89	3 1/2	5×13	8×13	35°	2	-	3.3	1431-89T38-513/813-45-51
	89	3 1/2	6×11	8×12	35°	2	-	3.3	1431-89T38-611/812-45-51
	89	3 1/2	3×11,2×11	6×13	35°	3	1	3.3	1433-89T38-511/613-45-51
	89	3 1/2	4×11,1×11	8×13	35°	4	-	3.3	1433-89T38-511/813-45-51
	89	3 1/2	4×13,1×13	8×13	35°	4	-	3.3	1432-89T38-513/813-45-51

深孔螺纹钎具 Bench Drilling



钎头 Drill bit	钎头直径 Diameter		合金数量 × 直径 No×button diameter			水孔数量 Flushing hole		重量 Weight approx kg	型号 P/N Hang	
	毫米 mm	英寸 inch	芯齿 Front	边齿 Gauge	角 Angle	正 Front	侧 Side			
柱齿易返钎头 Retrac button bit	圆齿 Spherical buttons									
	64	2 1/2	4×10	8×10	30°	2	-	2.2	1531-64T38-410/810-45-31	
	64	2 1/2	3×10,1×10	6×11	35°	3	-	2.2	1533-64T38-410/611-45-31	
	70	2 3/4	4×11	8×11	40°	2	-	2.4	1531-70T38-411/811-45-31	
	70	2 3/4	3×10,1×10	6×13	35°	3	-	2.4	1533-70T38-410/613-45-31	
	70	2 3/4	4×10,1×10	8×11	35°	4	-	2.4	1632-70T38-510/811-45-31	
	76	3	4×11	8×11	40°	2	-	3.3	1531-76T38-411/811-45-31	
	76	3	4×11,1×11	8×11	35°	4	-	3.3	1632-76T38-511/811-45-31	
	76	3	4×11,1×11	8×12	35°	4	-	3.3	1632-76T38-511/812-45-31	
	89	3 1/2	4×13	8×13	40°	2	-	4.8	1531-89T38-413/813-45-31	
	89	3 1/2	5×13	8×13	35°	2	-	4.8	1531-89T38-513/813-45-31	
	89	3 1/2	6×11	8×12	35°	2	-	4.8	1531-89T38-611/812-45-31	
	89	3 1/2	4×11,1×11	8×13	35°	4	-	4.8	1533-89T38-511/813-45-31	
	89	3 1/2	4×13,1×13	8×13	35°	4	-	4.8	1632-89T38-513/813-45-31	
	柱齿易返钎头 Retrac button bit	抛物线齿 Parabolic buttons								
		64	2 1/2	4×10	8×10	30°	2	-	2.2	1531-64T38-410/810-45-51
		64	2 1/2	3×10,1×10	6×11	35°	3	-	2.2	1533-64T38-410/611-45-51
		70	2 3/4	4×11	8×11	40°	2	-	2.4	1531-70T38-411/811-45-51
70		2 3/4	3×10,1×10	6×13	35°	3	-	2.4	1533-70T38-410/613-45-51	
70		2 3/4	4×10,1×10	8×11	35°	4	-	2.4	1632-70T38-510/811-45-51	
76		3	4×11	8×11	40°	2	-	3.3	1531-76T38-411/811-45-51	
76		3	4×11,1×11	8×11	35°	4	-	3.3	1632-76T38-511/811-45-51	
76		3	4×11,1×11	8×12	35°	4	-	3.3	1632-76T38-511/812-45-51	
89		3 1/2	4×13	8×13	40°	2	-	4.8	1531-89T38-413/813-45-51	
89		3 1/2	5×13	8×13	35°	2	-	4.8	1531-89T38-513/813-45-51	
89		3 1/2	6×11	8×12	35°	2	-	4.8	1531-89T38-611/812-45-51	
89		3 1/2	4×11,1×11	8×13	35°	4	-	4.8	1533-89T38-511/813-45-51	
89		3 1/2	4×13,1×13	8×13	35°	4	-	4.8	1632-89T38-513/813-45-51	
X 钎头 X-type bit		64	2 1/2	25×13		-	1	2	1.9	1321-64T38-25/13-42-23
		76	3	25×13		-	1	2	2.5	1321-76T38-25/13-42-23
		89	3 1/2	25×13		-	1	2	2.8	1321-89T38-25/13-42-23
柱齿扩孔钎头 Dome bit for reaming		圆齿 Spherical buttons								
	102	4	1×13	16×13	35°	2	2	3.8	1441-102T38-113/1613-45-31	
	127	5	1×13	18×13	35°	1	3	5.2	1441-127T38-113/1813-45-31	
	抛物线齿 Parabolic buttons									
	102	4	1×13	16×13	35°	2	2	3.8	1441-102T38-113/1613-45-51	
	127	5	1×13	18×13	35°	1	3	5.2	1441-127T38-113/1813-45-51	

深孔螺纹钎具
BENCH AND PRODUCTION
DRILLING

深孔螺纹钎具
BENCH AND PRODUCTION
DRILLING

深孔螺纹钎具 Bench Drilling



钎杆 Drill rod	长度 Length		外径 Diameter		重量 Weight approx kg	型号 P/N Hang
	毫米 mm	英尺 Foot	毫米 mm	英寸 inch		
连接钎杆 Extension rod T38-Round39-T38 内孔 Flushing hole 14.5mm. 扳手槽 Wrench flat 32mm.	1220	4'	39	1 1/2	10.2	23R39-T38-1220-23
	1525	5'	39	1 1/2	12.8	23R39-T38-1525-23
	1830	6'	39	1 1/2	15.3	23R39-T38-1830-23
	2435	8'	39	1 1/2	20.4	23R39-T38-2435-23
	3050	10'	39	1 1/2	25.5	23R39-T38-3050-23
	3660	12'	39	1 1/2	30.9	23R39-T38-3660-23
	3965	13'	39	1 1/2	33.2	23R39-T38-3965-23
	4270	14'	39	1 1/2	35.7	23R39-T38-4270-23
	4880	16'	39	1 1/2	41.0	23R39-T38-4880-23
	5530	18'11/2"	39	1 1/2	46.3	23R39-T38-5530-23
	6095	20'	39	1 1/2	50.9	23R39-T38-6095-23
快接钎杆 MF-rod T38-Round39-T38 内孔 Flushing hole 14.5mm.	915	3'	39	1 1/2	10.7	24R39-T38/57-0915-23
	1220	4'	39	1 1/2	13.3	24R39-T38/57-1220-23
	1525	5'	39	1 1/2	15.8	24R39-T38/57-1525-23
	1830	6'	39	1 1/2	18.3	24R39-T38/57-1830-23
	3050	10'	39	1 1/2	28.5	24R39-T38/57-3050-23
	3660	12'	39	1 1/2	33.6	24R39-T38/57-3660-23
	4270	14'	39	1 1/2	38.7	24R39-T38/57-4270-23
六方连接杆 Hex. extension rod T38-Hex32-T38 内孔 Flushing hole 9.6mm.	1220	4'	32	1 1/4	8.6	23H32-T38-1220-23
	1830	6'	32	1 1/4	12.6	23H32-T38-1830-23
	2435	8'	32	1 1/4	16.6	23H32-T38-2435-23
	3050	10'	32	1 1/4	20.8	23H32-T38-3050-23
	3660	12'	32	1 1/4	24.9	23H32-T38-3660-23
双头螺纹钎杆 Double thread rod T38-Round39-T38 内孔 Flushing hole 14.5mm. 扳手槽 Wrench flat 32mm.v	3050	10'	46	1 3/4	25.7	23R39-T38/2T38-3050-23
	3660	12'	46	1 3/4	30.9	23R39-T38/2T38-3660-23
导向快接钎杆 Guide speedrod T38-Round46-T38 内孔 Flushing hole 17mm.	1830	6'	46	1 3/4	23.5	24R46-T38/57-1830-23
	3050	10'	46	1 3/4	37.2	24R46-T38/57-3050-23
	3660	12'	46	1 3/4	44.0	24R46-T38/57-3660-23
	4270	14'	46	1 3/4	50.9	24R46-T38/57-4270-23
	4880	16'	46	1 3/4	57.7	24R46-T38/57-4880-23
	5530	18'11/2"	46	1 3/4	65.0	24R46-T38/57-5530-23
6095	20'	46	1 3/4	71.3	24R46-T38/57-6095-23	

深孔螺纹钎具 Bench Drilling



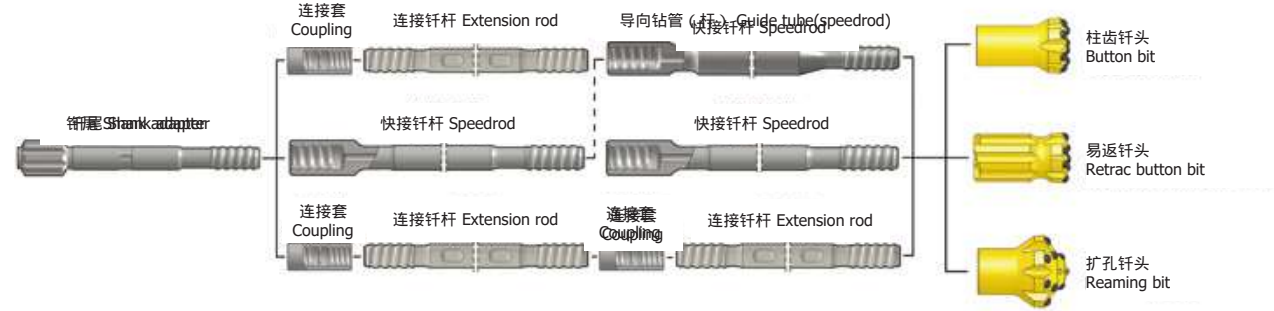
导向钻杆 Guide tube	长度 Length		外径 Diameter		重量 Weight approx kg	型号 P/N Hang
	毫米 mm	英寸 inch	毫米 mm	英寸 inch		
导向钻杆 Guide tube D56 适用 64 - 76mm 钎头, D64 适用 76 - 89mm 钎头 D56 for bits from 64-76mm and D64 for bits from 76-89mm	1220	4'	56	2 1/8	12.6	24G56-T38/56-1220-23
	1525	5'	56	2 1/8	14	24G56-T38/56-1525-23
	1830	6'	56	2 1/8	17.4	24G56-T38/56-1830-23
	3050	10'	56	2 1/8	28.3	24G56-T38/56-3050-23
	3660	12'	56	2 1/8	32.8	24G56-T38/56-3660-23
	4920	16'2"	56	2 1/8	47.9	24G56-T38/56-4920-23
	3660	12'	64	2 1/8	51	24G64-T38/64-3660-23

连接套 Coupling	长度 Length		外径 Diameter		螺纹 Thread	重量 Weight approx kg	型号 P/N Hang
	毫米 mm	英寸 inch	毫米 mm	英寸 inch			
同径连接套 Coupling sleeves	190	7 1/2	55	2 5/32	T38	2.1	31-T38-55-190-23

深孔螺纹钎具
DRILLING
BENCH AND PRODUCTION

深孔螺纹钎具
DRILLING
BENCH AND PRODUCTION

深孔螺纹钎具 Bench Drilling



钎头 Drill bit	钎头直径 Diameter		合金数量 × 直径 No×button diameter			水孔数量 Flushing hole		重量 Weight approx kg	型号 P/N Hang
	毫米 mm	英寸 inch	芯齿 Front	边齿 Gauge	角 Angle	正 Front	侧 Side		
柱齿形钎头 Button bit	圆齿 Spherical buttons								
	70	2 3/4	4×11	8×11	40°	2	-	2.3	1431-70T45-411/811-45-31
	70	2 3/4	3×11,1×9	6×11	35°	3	-	2.2	1433-70T45-411/611-45-31
	70	2 3/4	4×10,1×10	8×11	35°	4	-	2.2	1432-70T45-510/811-45-31
	76	3	4×11	8×11	40°	2	-	2.6	1431-76T45-411/811-45-31
	76	3	5×11	8×12	35°	2	1	2.6	1431-76T45-511/812-45-31
	76	3	3×11,1×11	6×13	35°	3	-	2.4	1433-76T45-411/613-45-31
	76	3	4×11,1×11	8×12	35°	4	-	2.6	1432-76T45-511/812-45-31
	89	3 1/2	4×13	8×13	40°	2	-	4.6	1431-89T45-413/813-45-31
	89	3 1/2	6×11	8×12	35°	2	-	4.6	1431-89T45-611/812-45-31
	89	3 1/2	3×11,2×11	6×13	35°	3	1	4.1	1433-89T45-511/613-45-31
	89	3 1/2	4×11,1×11	8×12	35°	4	-	4.6	1433-89T45-511/812-45-31
	89	3 1/2	4×13,1×13	8×13	35°	4	-	4.6	1432-89T45-513/813-45-31
	102	4	5×14	8×14	40°	2	-	5.0	1431-102T45-514/814-45-31
	102	4	6×13	8×16	40°	2	1	5.0	1431-102T45-613/816-45-31
	102	4	3×13,2×13	6×14	35°	3	1	4.5	1433-102T45-513/614-45-31
	102	4	4×13,1×13	8×14	35°	4	-	4.5	1433-102T45-513/814-45-31
	102	4	4×13,2×13	8×13	35°	4	1	4.5	1433-102T45-613/813-45-31
	抛物线齿 Parabolic buttons								
	70	2 3/4	3×11,1×9	6×11	35°	3	-	2.2	1433-70T45-411/611-45-51
70	2 3/4	4×10,1×10	8×11	35°	4	-	2.2	1432-70T45-510/811-45-51	
76	3	4×11	8×11	40°	2	-	2.6	1431-76T45-411/811-45-51	
76	3	5×11	8×12	35°	2	1	2.6	1431-76T45-511/812-45-51	
76	3	3×11,1×11	6×13	35°	3	1	2.4	1433-76T45-411/613-45-51	
76	3	4×11,1×11	8×11	35°	4	-	2.6	1432-76T45-511/811-45-51	
76	3	4×11,1×11	8×12	35°	4	-	2.6	1432-76T45-511/812-45-51	
89	3 1/2	4×13	8×13	40°	2	-	4.6	1431-89T45-413/813-45-51	
89	3 1/2	6×11	8×12	35°	2	-	4.6	1431-89T45-611/812-45-51	
89	3 1/2	3×11,2×11	6×13	35°	3	1	4.1	1433-89T45-511/613-45-51	
89	3 1/2	4×11,1×11	8×12	35°	4	-	4.6	1433-89T45-511/812-45-51	
89	3 1/2	4×13,1×13	8×13	35°	4	-	4.6	1432-89T45-513/813-45-51	
柱齿扩孔钎头 Dome bit for reaming	圆齿 Spherical buttons								
	127	5	1×13	18×13	35°	3	1	6.0	1441-127T45-113/1813-45-31
	152	6	2×14	18×14	35°	3	1	10.6	1441-152T45-214/1814-45-31
	抛物线齿 Parabolic buttons								
	127	5	1×13	18×13	35°	3	1	6.0	1441-127T45-113/1813-45-51
	152	6	2×14	18×14	35°	3	1	10.6	1441-152T45-214/1814-45-51

深孔螺纹钎具
BENCH AND PRODUCTION
DRILLING

深孔螺纹钎具 Bench Drilling



钎头 Drill bit	钎头直径 Diameter		合金数量 × 直径 No×button diameter			水孔数量 Flushing hole		重量 Weight approx kg	型号 P/N Hang
	毫米 mm	英寸 inch	芯齿 Front	边齿 Gauge	角 Angle	正 Front	侧 Side		
柱齿易返钎头 Retrac button bit	圆齿 Spherical buttons								
	70	2 3/4	4×11	8×11	40°	2	-	2.5	1531-70T45-411/811-45-31
	70	2 3/4	3×11,1×9	6×11	35°	3	-	2.5	1533-70T45-411/611-45-31
	70	2 3/4	4×10,1×10	8×11	35°	4	-	2.5	1632-70T45-510/811-45-31
	76	3	4×11	8×11	40°	2	-	3.2	1531-76T45-411/811-45-31
	76	3	5×11	8×12	35°	2	1	3.2	1531-76T45-511/812-45-31
	76	3	3×11,1×11	6×13	35°	3	-	3.2	1533-76T45-411/613-45-31
	76	3	4×11,1×11	8×11	35°	4	-	3.2	1632-76T45-511/811-45-31
	76	3	4×11,1×11	8×12	35°	4	-	3.2	1632-76T45-511/812-45-31
	89	3 1/2	4×13	8×13	40°	2	-	5.4	1531-89T45-413/813-45-31
	89	3 1/2	6×11	8×12	35°	2	-	5.4	1531-89T45-611/812-45-31
	89	3 1/2	3×11,2×11	6×13	35°	3	1	5.4	1533-89T45-511/613-45-31
	89	3 1/2	4×11,1×11	8×12	35°	4	-	5.4	1533-89T45-511/812-45-31
	89	3 1/2	4×13,1×13	8×13	35°	4	-	5.4	1632-89T45-513/813-45-31
	102	4	5×14	8×14	40°	2	-	6.8	1531-102T45-514/814-45-31
	102	4	6×13	8×16	40°	2	1	6.8	1531-102T45-613/816-45-31
	102	4	3×13,2×13	6×14	35°	3	1	6.8	1533-102T45-513/614-45-31
	102	4	4×13,1×13	8×14	35°	4	-	6.8	1533-102T45-513/814-45-31
	102	4	4×13,2×13	8×13	35°	4	1	6.8	1533-102T45-613/813-45-31
	抛物线齿 Parabolic buttons								
70	2 3/4	3×11,1×9	6×11	35°	3	-	2.5	1533-70T45-411/611-45-51	
70	2 3/4	4×10,1×10	8×11	35°	4	-	2.5	1632-70T45-510/811-45-51	
76	3	4×11	8×11	40°	2	-	3.2	1531-76T45-411/811-45-51	
76	3	5×11	8×12	35°	2	1	3.2	1531-76T45-511/812-45-51	
76	3	3×11,1×11	6×13	35°	3	1	3.2	1533-76T45-411/613-45-51	
76	3	4×11,1×11	8×11	35°	4	-	3.2	1632-76T45-511/811-45-51	
76	3	4×11,1×11	8×12	35°	4	-	3.2	1632-76T45-511/812-45-51	
89	3 1/2	4×13	8×13	40°	2	-	5.4	1531-89T45-413/813-45-51	
89	3 1/2	6×11	8×12	35°	2	-	5.4	1531-89T45-611/812-45-51	
89	3 1/2	3×11,2×11	6×13	35°	3	1	5.4	1533-89T45-511/613-45-51	
89	3 1/2	4×11,1×11	8×12	35°	4	-	5.4	1533-89T45-511/812-45-51	
89	3 1/2	4×13,1×13	8×13	35°	4	-	5.4	1632-89T45-513/813-45-51	
柱齿扩孔钎头 Dome bit for reaming	圆齿 Spherical buttons								
	127	5	1×13	18×13	35°	3	1	6.0	1441-127T45-113/1813-45-31
	152	6	2×14	18×14	35°	3	1	10.6	1441-152T45-214/1814-45-31
	抛物线齿 Parabolic buttons								
127	5	1×13	18×13	35°	3	1	6.0	1441-127T45-113/1813-45-51	
152	6	2×14	18×14	35°	3	1	10.6	1441-152T45-214/1814-45-51	

深孔螺纹钎具
BENCH AND PRODUCTION
DRILLING

深孔螺纹钎具 Bench Drilling

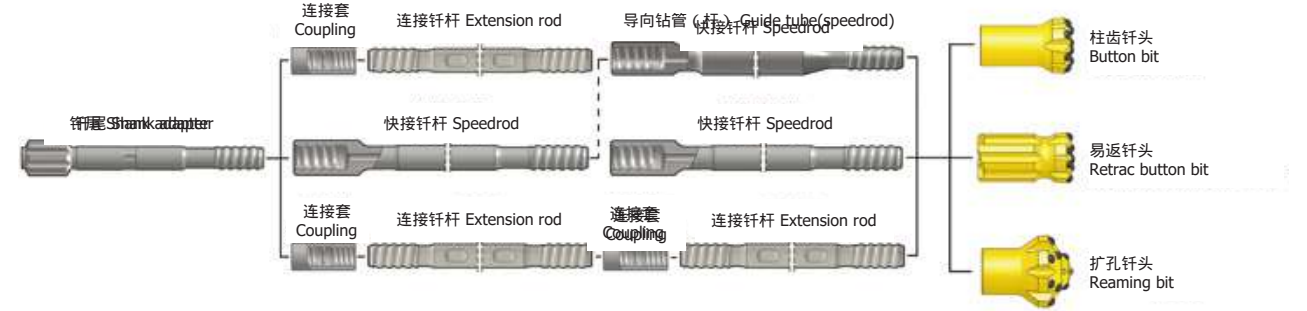


钎杆 Drill rod	长度 Length		外径 Diameter		重量 Weight approx kg	型号 P/N Hang
	毫米 mm	英尺 Foot	毫米 mm	英寸 inch		
连接钎杆 Extension rod T45-Round46-T45 内孔 Flushing hole 17mm. 扳手槽 Wrench flat 38mm.	1830	6'	46	1 3/4	21.6	23R46-T45-1830-23
	2435	8'	46	1 3/4	28.3	23R46-T45-2435-23
	3050	10'	46	1 3/4	35.2	23R46-T45-3050-23
	3660	12'	46	1 3/4	42.1	23R46-T45-3660-23
	4270	14'	46	1 3/4	48.9	23R46-T45-4270-23
	5530	18'	46	1 3/4	63.0	23R46-T45-5530-23
快接钎杆 MF-rod T45-Round46-T45 内孔 Flushing hole 17mm.	6095	20'	46	1 3/4	69.3	23R46-T45-6095-23
	1525	5'	46	1 3/4	21.2	24R46-T45/65-1525-23
	1830	6'	46	1 3/4	24.6	24R46-T45/65-1830-23
	3050	10'	46	1 3/4	38.2	24R46-T45/65-3050-23
	3660	12'	46	1 3/4	45.0	24R46-T45/65-3660-23
	4270	14'	46	1 3/4	51.9	24R46-T45/65-4270-23
导向快接钎杆 Guide speedrod T45-Round52-T45 内孔 Flushing hole 21.5mm.	5530	18'	46	1 3/4	66.0	24R46-T45/65-5530-23
	6095	20'	46	1 3/4	72.3	24R46-T45/65-6095-23
	3050	10'	52	2	46.6	24R52-T45/65-3050-23
	3600	12'	52	2	55.8	24R52-T45/65-3660-23
	4270	14'	52	2	63.8	24R52-T45/65-4270-23
	5530	18'	52	2	81.5	24R52-T45/65-5530-23
6095	20'	52	2	89.4	24R52-T45/65-6095-23	

导向钻杆 Guide tube	长度 Length		外径 Diameter		重量 Weight approx kg	型号 P/N Hang
	毫米 mm	英寸 inch	毫米 mm	英寸 inch		
导向钻杆 Guide tube D64 适用 76 - 89mm 钎头, D76 适用 89 - 102mm 钎头 D64 for bits from 76-89mm and D76 for bits from 89-102mm	1220	4'	64	2	12.6	24G64-T45/64-1220-23
	1525	5'	64	2	14.0	24G64-T45/64-1525-23
	1830	6'	64	2	17.4	24G64-T45/64-1830-23
	3050	10'	64	2	28.3	24G64-T45/64-3050-23
	3660	12'	64	2	32.8	24G64-T45/64-3660-23
	1830	6'	76		40.0	24G76-T45/76-1830-23
	3660	12'	76		77.8	24G76-T45/76-3660-23

连接套 Coupling	长度 Length		外径 Diameter		螺纹 Thread	重量 Weight approx kg	型号 P/N Hang
	毫米 mm	英寸 inch	毫米 mm	英寸 inch			
同径连接套 Coupling sleeves	210	8 1/4	63	2 33/64	T45	3.0	31-T45-63-210-23
	210	8 1/4	66	2 37/64	T45	3.3	31-T45-66-210-23

深孔螺纹钎具 Bench Drilling



钎头 Drill bit	钎头直径 Diameter		合金数量 × 直径 No×button diameter			水孔数量 Flushing hole		重量 Weight approx kg	型号 P/N Hang
	毫米 mm	英寸 inch	芯齿 Front	边齿 Gauge	角 Angle	正 Front	侧 Side		
柱齿形钎头 Button bit	圆齿 Spherical buttons								
	89	3 1/2	4×13	8×13	40°	2	-	4.9	1431-89T51-413/813-45-31
	89	3 1/2	5×13	8×13	35°	2	1	4.9	1431-89T51-513/813-45-31
	89	3 1/2	3×11,2×11	6×13	35°	4	-	4.9	1433-89T51-511/613-45-31
	89	3 1/2	4×11,1×11	8×13	35°	4	-	4.9	1433-89T51-511/813-45-31
	89	3 1/2	4×13,1×13	8×13	35°	4	-	4.9	1432-89T51-513/813-45-31
	102	4	4×14	8×14	40°	2	-	5.8	1431-102T51-414/814-45-31
	102	4	6×13	8×16	35°	2	1	5.8	1431-102T51-613/816-45-31
	102	4	3×13,2×13	6×14	35°	3	1	5.2	1433-102T51-513/614-45-31
	102	4	4×13,1×13	8×14	35°	4	-	5.8	1433-102T51-513/814-45-31
	102	4	4×13,2×13	8×13	35°	4	1	5.8	1433-102T51-613/813-45-31
	115	4 1/2	6×14	8×14	35°	2	-	6.8	1431-115T51-614/814-45-31
	115	4 1/2	6×14	8×16	35°	2	-	6.8	1431-115T51-614/816-45-31
	115	4 1/2	4×13,2×13	8×14	35°	4	-	6.8	1433-115T51-613/814-45-31
	115	4 1/2	4×13,3×13	8×14	35°	4	-	6.8	1433-115T51-713/814-45-31
	115	4 1/2	4×14,2×14	8×16	35°	4	-	6.8	1433-115T51-614/816-45-31
	127	5	8×14	8×16	35°	2	1	7.5	1431-127T51-814/816-45-31
	127	5	4×16,2×13	8×16	35°	4	-	7.5	1433-127T51-616/816-45-31
	127	5	4×14,3×14	8×14	35°	4	-	7.5	1433-127T51-714/814-45-31
	抛物线齿 Parabolic buttons	89	3 1/2	5×13	8×13	35°	2	1	4.9
89		3 1/2	3×11,2×11	6×13	35°	4	-	4.9	1433-89T51-511/613-45-51
89		3 1/2	4×11,1×11	8×13	35°	4	-	4.9	1433-89T51-511/813-45-51
89		3 1/2	4×13,1×13	8×13	35°	4	-	4.9	1432-89T51-513/813-45-51
102		4	4×14	8×14	40°	2	-	5.8	1431-102T51-414/814-45-51
102		4	6×13	8×16	35°	2	1	5.8	1431-102T51-613/816-45-51
102		4	3×13,2×13	6×14	35°	3	1	5.2	1433-102T51-513/614-45-51
102		4	4×13,1×13	8×14	35°	4	-	5.8	1433-102T51-513/814-45-51
102		4	4×13,2×13	8×13	35°	4	1	5.8	1433-102T51-613/813-45-51
115		4 1/2	6×14	8×16	35°	2	-	6.8	1431-115T51-614/816-45-51
115		4 1/2	4×13,2×13	8×14	35°	4	-	6.8	1433-115T51-613/814-45-51
115		4 1/2	4×13,3×13	8×14	35°	4	-	6.8	1433-115T51-713/814-45-51
115		4 1/2	4×14,2×14	8×16	35°	4	-	6.8	1433-115T51-614/816-45-51

深孔螺纹钎具 Bench Drilling



钎头 Drill bit	钎头直径 Diameter		合金数量 × 直径 No×button diameter			水孔数量 Flushing hole		重量 Weight approx kg	型号 P/N Hang
	毫米 mm	英寸 inch	芯齿 Front	边齿 Gauge	角 Angle	正 Front	侧 Side		
柱齿易返钎头 Retrac button bit	圆齿 Spherical buttons								
	89	3 1/2	4×13	8×13	40°	2	-	5.3	1531-89T51-413/813-45-31
	89	3 1/2	5×13	8×13	35°	2	1	5.3	1531-89T51-513/813-45-31
	89	3 1/2	3×11,2×11	6×13	35°	4	-	5.3	1533-89T51-511/613-45-31
	89	3 1/2	4×11,1×11	8×13	35°	4	-	5.3	1533-89T51-511/813-45-31
	89	3 1/2	4×13,1×13	8×13	35°	4	-	5.3	1632-89T51-513/813-45-31
	102	4	4×14	8×14	40°	2	-	7.3	1531-102T51-414/814-45-31
	102	4	6×13	8×16	35°	2	1	7.3	1531-102T51-613/816-45-31
	102	4	4×13,1×13	8×14	35°	4	-	7.3	1533-102T51-513/814-45-31
	102	4	4×13,2×13	8×13	35°	4	1	7.3	1533-102T51-613/813-45-31
	102	4	4×13,1×13	8×14	35°	4	1	7.3	1533-102T51-513/814-45-31
	115	4 1/2	6×14	8×14	35°	2	-	9.8	1531-115T51-614/814-45-31
	115	4 1/2	6×14	8×16	35°	2	-	9.8	1531-115T51-614/816-45-31
	115	4 1/2	4×13,2×13	8×14	35°	4	-	9.8	1533-115T51-613/814-45-31
	115	4 1/2	4×13,3×13	8×14	35°	4	-	9.8	1533-115T51-713/814-45-31
	115	4 1/2	4×14,2×14	8×16	35°	4	-	9.8	1533-115T51-614/816-45-31
	127	5	8×14	8×16	35°	2	1	12.0	1531-127T51-814/816-45-31
	127	5	4×16,2×13	8×16	35°	4	-	12.0	1533-127T51-616/816-45-31
	127	5	4×14,3×14	8×14	35°	4	-	12.0	1533-127T51-714/814-45-31
	柱齿扩孔钎头 Dome bit for reaming	抛物线齿 Parabolic buttons							
89		3 1/2	5×13	8×13	35°	2	1	5.3	1531-89T51-513/813-45-51
89		3 1/2	3×11,2×11	6×13	35°	4	-	5.3	1533-89T51-511/613-45-51
89		3 1/2	4×11,1×11	8×13	35°	4	-	5.3	1533-89T51-511/813-45-51
89		3 1/2	4×13,1×13	8×13	35°	4	-	5.3	1632-89T51-513/813-45-51
102		4	4×14	8×14	40°	2	-	7.3	1531-102T51-414/814-45-51
102		4	6×13	8×16	35°	2	1	7.3	1531-102T51-613/816-45-51
102		4	4×13,1×13	8×14	35°	4	-	7.3	1533-102T51-513/814-45-51
102		4	4×13,2×13	8×13	35°	4	1	7.3	1533-102T51-613/813-45-51
102		4	4×13,1×13	8×14	35°	4	1	7.3	1533-102T51-513/814-45-51
115		4 1/2	6×14	8×16	35°	2	-	9.8	1531-115T51-614/816-45-51
115		4 1/2	4×13,2×13	8×14	35°	4	-	9.8	1533-115T51-613/814-45-51
115	4 1/2	4×13,3×13	8×14	35°	4	-	9.8	1533-115T51-713/814-45-51	
115	4 1/2	4×14,2×14	8×16	35°	4	-	9.8	1533-115T51-614/816-45-51	
柱齿扩孔钎头 Dome bit for reaming	圆齿 Spherical buttons								
	152	6	2×14	18×14	35°	3	1	10.6	1441-152T51-214/1814-45-31
柱齿扩孔钎头 Dome bit for reaming	抛物线齿 Parabolic buttons								
	152	6	2×14	18×14	35°	3	1	10.6	1441-152T51-214/1814-45-51

深孔螺纹钎具
BENCH AND PRODUCTION
DRILLING

深孔螺纹钎具 Bench Drilling



钎杆 Drill rod	长度 Length		外径 Diameter		重量 Weight approx kg	型号 P/N Hang
	毫米 mm	英尺 Foot	毫米 mm	英寸 inch		
连接钎杆 Extension rod T51-Round52-T51 内孔 Flushing hole 21.5mm. 扳手槽 Wrench flat 45mm.	3050	10'	52	2	45.3	23R52-T51-3050-23
	3660	12'	52	2	54.1	23R52-T51-3660-23
	4270	14'	52	2	63.0	23R52-T51-4270-23
	4880	16'	52	2	71.8	23R52-T51-4880-23
	5530	18'	52	2	81.2	23R52-T51-5530-23
	6095	20'	52	2	89.4	23R52-T51-6095-23
快接钎杆 MF-rod T51-Round52-T51 内孔 Flushing hole 21.5mm.	1525	5'	52	2	26.2	24R52-T51/72-1525-23
	1830	6'	52	2	30.6	24R52-T51/72-1830-23
	3050	10'	52	2	48.3	24R52-T51/72-3050-23
	3660	12'	52	2	57.1	24R52-T51/72-3660-23
	4270	14'	52	2	66.0	24R52-T51/72-4270-23
	4880	16'	52	2	74.8	24R52-T51/72-4880-23
	5530	18'	52	2	84.2	24R52-T51/72-5530-23
	6095	20'	52	2	92.4	24R52-T51/72-6095-23

导向钻杆 Guide tube	长度 Length		外径 Diameter		重量 Weight approx kg	型号 P/N Hang
	毫米 mm	英寸 inch	毫米 mm	英寸 inch		
导向钻杆 Guide tube D76 适用 89 - 102 钎头, D87 适用 102 - 127 钎头	1830	6'	76	3	42.0	24G76-T51/76-1830-23
	3660	12'	76	2	81.0	24G76-T51/76-3660-23
	3660	12'	87	3 1/2	86.0	24G87-T51/87-3660-23

连接套 Coupling	长度 Length		外径 Diameter		螺纹 Thread	重量 Weight approx kg	型号 P/N Hang
	毫米 mm	英寸 inch	毫米 mm	英寸 inch			
同径连接套 Coupling sleeves	225	8 7/8	71	2 51/64	T51	4.6	31-T51-71-225-23
	225	8 7/8	76	3	T51	4.8	31-T51-76-225-23
	235	9 1/4	72	2 7/8	T51	4.7	31-T51-72-225-23
	235	9 1/4	77	3 1/32	T51	4.9	31-T51-77-225-23

深孔螺纹钎具
BENCH AND PRODUCTION
DRILLING

深孔螺纹钎具 Bench Drilling



钎头 Drill bit	钎头直径 Diameter		合金数量 × 直径 No × button diameter			水孔数量 Flushing hole		重量 Weight approx kg	型号 P/N Hang
	毫米 mm	英寸 inch	芯齿 Front	边齿 Gauge	角 Angle	正 Front	侧 Side		
柱齿形钎头 Button bit	圆齿 Spherical buttons								
	92	3 5/8	4×13,1×13	8×13	35°	4	-	5.3	1432-92T60-513/813-45-31
	96	3 3/4	4×13,1×13	8×14	35°	4	-	5.6	1432-96T60-513/814-45-31
	102	4	9×11	9×13	35°	3	-	6.0	1431-102T60-911/913-45-31
	115	4 1/2	10×12	9×14	35°	3	-	6.8	1431-115T60-1012/914-45-31
	127	5	10×13	9×14	35°	3	-	7.5	1431-127T60-1013/914-45-31
	140	5 1/2	10×14	9×16	35°	3	-	9.0	1431-140T60-1014/916-45-31
	152	6	12×14	9×16	35°	3	-	10.6	1431-152T60-1214/916-45-31
	抛物线齿 Parabolic buttons								
	92	3 5/8	4×13,1×13	8×13	35°	4	-	5.3	1432-92T60-513/813-45-51
	96	3 3/4	4×13,1×13	8×14	35°	4	-	5.6	1432-96T60-513/814-45-51
	102	4	9×11	9×13	35°	3	-	6.0	1431-102T60-911/913-45-51
	115	4 1/2	10×12	9×14	35°	3	-	6.8	1431-115T60-1012/914-45-51
	127	5	10×13	9×14	35°	3	-	7.5	1431-127T60-1013/914-45-51
140	5 1/2	10×14	9×16	35°	3	-	9.0	1431-140T60-1014/916-45-51	
152	6	12×14	9×16	35°	3	-	10.6	1431-152T60-1214/916-45-51	
柱齿易返钎头 Retrac button bit	圆齿 Spherical buttons								
	92	3 5/8	9×12	9×12	40°	2	-	5.4	1531-92T60-912/912-45-31
	96	3 3/4	9×12	9×12	40°	2	-	6.3	1531-96T60-912/912-45-31
	102	4	10×12	9×13	40°	2	-	7.3	1531-102T60-1012/913-45-31
	115	4 1/2	10×12	9×14	35°	3	-	9.8	1531-115T60-1012/914-45-31
	118	4 5/8	6×13	9×16	35°	3	-	10.0	1531-118T60-613/916-45-31
	127	5	10×13	9×14	35°	3	-	12.0	1531-127T60-1013/914-45-31
	140	5 1/2	10×14	9×16	35°	3	-	14.0	1531-140T60-1014/916-45-31
	152	6	12×14	9×16	35°	3	-	16.0	1531-152T60-1214/916-45-31
	抛物线齿 Parabolic buttons								
	92	3 5/8	9×12	9×12	40°	2	-	5.4	1531-92T60-912/912-45-51
	96	3 3/4	9×12	9×12	40°	2	-	6.3	1531-96T60-912/912-45-51
	102	4	10×12	9×13	40°	2	-	7.3	1531-102T60-1012/913-45-51
	115	4 1/2	10×12	9×14	40°	3	-	9.8	1531-115T60-1012/914-45-51
118	4 5/8	6×13	9×16	35°	3	-	10.0	1531-118T60-613/916-45-51	
127	5	10×13	9×14	35°	3	-	12.0	1531-127T60-1013/914-45-51	
140	5 1/2	10×14	9×16	35°	3	-	14.0	1531-140T60-1014/916-45-51	
152	6	12×14	9×16	35°	3	-	16.0	1531-152T60-1214/916-45-51	

深孔螺纹钎具 Bench Drilling

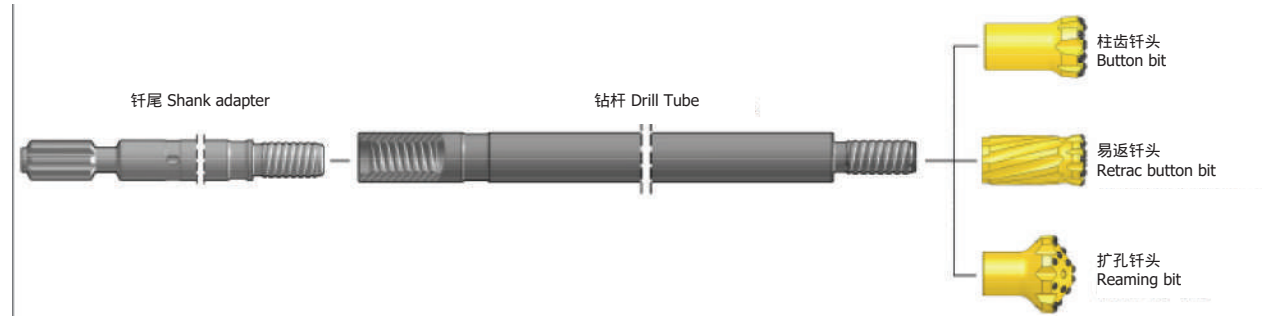


钎杆 Drill rod	长度 Length		外径 Diameter		重量 Weight approx kg	型号 P/N Hang
	毫米 mm	英尺 Foot	毫米 mm	英寸 inch		
快接钎杆 适用于 96mm 钎头 MF-rod, For bits from 96mm 内孔 Flushing hole	3660	12'	60	2 3/8	73.9	24R60-T60/85-3600-23
	4265	14'	60	2 3/8	85.5	24R60-T60/85-4265-23
	6095	20'	60	2 3/8	116.6	24R60-T60/85-6095-23
	4265	14'	64	3	95.0	24R64-T60/85-4265-23
快接钎杆 适用于 92-115mm 钎头 MF-rod, For bits from 92-115mm 内孔 Flushing hole 22.6mm.	3660	12'	60	2 3/8	73.9	24R60-T60/82-3600-23
	4265	14'	60	2 3/8	85.5	24R60-T60/85-4265-23
	6095	20'	60	2 3/8	116.6	24R60-T60/82-6095-23
导向钻杆 快接头直径 85mm (76mm 钻杆直径是 82mm) Pilot Tube Female end OD 85mm (82mm on 76mm tubes)	1600	5'3"	87	3 1/2	39.0	24G87-T60/85-1600-23
	4265	14'	87	3 1/2	99.0	24G87-T60/85-4265-23
	5335	17'6"	76	3	124.9	24G76-T60/85-5335-23
钻杆 Drill Tube	3660	12'	87	3 1/2	87.8	24G87-T60/87-3660-23
	4265	14'	87	3 1/2	99	24G87-T60/87-4265-23

深孔螺纹钎具
BENCH AND PRODUCTION
DRILLING

深孔螺纹钎具
BENCH AND PRODUCTION
DRILLING

钻杆钎具系列 Tube Drilling Tools



钎头 Drill bit	钎头直径 Diameter		合金数量 × 直径 No×button diameter			水孔数量 Flushing hole		重量 Weight approx kg	型号 P/N Hang	
	毫米 mm	英寸 inch	芯齿 Front	边齿 Gauge	角 Angle	正 Front	侧 Side			
柱齿形钎头 Button bit	圆齿 Spherical buttons									
		89	3 1/2	6×12	8×12	35°	2	1	4.1	1431-89ST58-612/812-45-31
		89	3 1/2	6×13	8×13	35°	2	1	4.1	1431-89ST58-613/813-45-31
		89	3 1/2	4×13,1×13	8×13	35°	4	-4.1		1432-89ST58-513/813-45-31
		89	3 1/2	4×12,2×12	8×12	35°	4	-4.1		1433-89ST58-612/812-45-31
		95	3 3/4	4×13,1×13	8×14	35°	4	-4.6		1433-95ST58-513/814-45-31
		102	4	6×14	8×14	35°	2	-6.0		1431-102ST58-614/814-45-31
		102	4	6×13	8×16	35°	2	1	6.0	1431-102ST58-613/816-45-31
		115	4 1/2	6×14	8×16	35°	2	-7.0		1431-115ST58-614/816-45-31
	抛物线齿 Parabolic buttons									
		89	3 1/2	6×12	8×12	35°	2	1	4.1	1431-89ST58-612/812-45-51
		89	3 1/2	6×13	8×13	35°	2	1	4.1	1431-89ST58-613/813-45-51
		89	3 1/2	4×13,1×13	8×13	35°	4	-	4.1	1432-89ST58-513/813-45-51
		89	3 1/2	4×12,2×12	8×12	35°	4	-	4.1	1433-89ST58-612/812-45-51
		95	3 3/4	4×13,1×13	8×14	35°	4	-	4.6	1433-95ST58-513/814-45-51
	102	4	6×14	8×14	35°	2	-	6.0	1431-102ST58-614/814-45-51	
	102	4	6×13	8×16	35°	2	1	6.0	1431-102ST58-613/816-45-51	
	115	4 1/2	6×14	8×16	35°	2	-	7.0	1431-115ST58-614/816-45-51	
易返钎头 Retrac button bit	圆齿 Spherical buttons									
		89	3 1/2	6×12	8×14	35°	2	1	5.1	1531-89ST58-612/814-45-31
		89	3 1/2	4×13,1×13	8×13	35°	4	-	5.1	1632-89ST58-513/813-45-31
		102	4	7×12	8×14	35°	2	1	6.5	1531-102ST58-712/814-45-31
		115	4 1/2	6×14	8×16	35°	2	-	8.5	1531-115ST58-614/816-45-31
	抛物线齿 Parabolic buttons									
		89	3 1/2	6×12	8×14	35°	2	1	5.1	1531-89ST58-612/814-45-51
		89	3 1/2	4×13,1×13	8×13	35°	4	-	5.1	1632-89ST58-513/813-45-51
		102	4	7×12	8×14	35°	2	1	6.5	1531-102ST58-712/814-45-51
		115	4 1/2	6×14	8×16	35°	2	-	8.5	1531-115ST58-614/816-45-51

深孔螺纹钎具
DRILLING
BENCH AND PRODUCTION

钻杆钎具系列 Tube Drilling Tools




钎头 Drill bit	钎头直径 Diameter		合金数量 × 直径 No×button diameter			水孔数量 Flushing hole		重量 Weight approx kg	型号 P/N Hang	
	毫米 mm	英寸 inch	芯齿 Front	边齿 Gauge	角 Angle	正 Front	侧 Side			
扩孔钎头 Reaming bit	圆齿 Spherical buttons									
		152	6	6×16	9×16	35°	3	-3	13	1441-152ST58-616/916-45-31
		152	6	2×14	18×14	35°	3	-3	10.4	1441-152ST58-214/1814-45-31
	抛物线齿 Parabolic buttons									
		152	6	6×16	9×16	35°	3	-3	13	1441-152ST58-616/916-45-51
		152	6	2×14	18×14	35°	3	-3	10.4	1441-152ST58-214/1814-45-51

深孔螺纹钎具
DRILLING
BENCH AND PRODUCTION

钎杆 Drill rod	长度 Length		外径 Diameter		重量 Weight approx kg	型号 P/N Hang
	毫米 mm	英尺 Foot	毫米 mm	英寸 inch		
钻杆 内孔直径 26mm Drill tube, Flushing hole 26mm. 	1525	5'	76	2 3/8	34.0	24G76-ST58/76-1525-23
	1830	6'	76	2 3/8	40.0	24G76-ST58/76-1830-23
	3660	12'	76	2 3/8	76.3	24G76-ST58/76-3660-23

钻杆钎具系列 Tube Drilling Tools



钎头 Drill bit	钎头直径 Diameter		合金数量 × 直径 No×button diameter			水孔数量 Flushing hole		重量 Weight approx kg	型号 P/N Hang
	毫米 mm	英寸 inch	芯齿 Front	边齿 Gauge	角 Angle	正 Front	侧 Side		
柱齿形钎头 Button bit	圆齿 Spherical buttons								
	102	4	6×14	8×14	35°	2	-	8.7	1431-102ST68-614/814-45-31
	102	4	4×12,4×12	10×12	35°	4	-	8.7	1432-102ST68-812/1012-45-31
	105	4.125	6×14	8×14	35°	2	-	8.9	1431-105ST68-614/814-45-31
	105	4.125	4×12,4×12	8×14	35°	4	-	8.9	1433-105ST68-614/814-45-31
	110	4.375	6×14	8×16	35°	2	-	9.4	1431-110ST68-614/816-45-31
	110	4.375	4×12,4×12	8×16	35°	4	-	8.9	1433-110ST68-614/816-45-31
	115	4.5	6×14	8×16	35°	2	-	9.6	1431-115ST68-614/816-45-31
	115	4.5	4×14,2×14	8×16	35°	4	-	9.5	1433-115ST68-614/816-45-31
	115	4.5	4×14,4×14	10×14	35°	4	-	9.5	1433-115ST68-814/1014-45-31
	127	5	8×14	9×16	35°	3	-	11	1431-127ST68-814/916-45-31
	127	5	4×14,3×14	8×16	35°	4	-	10.8	1433-127ST68-714/816-45-31
	152	6	8×16	9×16	35°	3	-	16.2	1431-152ST68-816/916-45-31
	152	6	9×16	9×16	35°	3	-	16.2	1431-152ST68-916/916-45-31
	152	6	9×14,3×14	9×16	35°	3	-	16.2	1433-152ST68-1214/916-45-31
柱齿形钎头 Button bit	抛物线齿 Parabolic buttonst								
	102	4	6×14	8×14	35°	2	-	8.7	1431-102ST68-614/814-45-51
	102	4	4×12,4×12	10×12	35°	4	-	8.7	1432-102ST68-812/1012-45-51
	105	4.125	6×14	8×14	35°	2	-	8.9	1431-105ST68-614/814-45-51
	105	4.125	4×12,4×12	8×14	35°	4	-	8.9	1433-105ST68-614/814-45-51
	110	4.375	6×14	8×16	35°	2	-	9.4	1431-110ST68-614/816-45-51
	110	4.375	4×12,4×12	8×16	35°	4	-	8.9	1433-110ST68-614/816-45-51
	115	4.5	6×14	8×16	35°	2	-	9.6	1431-115ST68-614/816-45-51
	115	4.5	4×14,2×14	8×16	35°	4	-	9.5	1433-115ST68-614/816-45-51
	115	4.5	4×14,4×14	10×14	35°	4	-	9.5	1433-115ST68-814/1014-45-51
	127	5	8×14	9×16	35°	3	-	11	1431-127ST68-814/916-45-51
	127	5	4×14,3×14	8×16	35°	4	-	10.8	1433-127ST68-714/816-45-51
	152	6	8×16	9×16	35°	3	-	16.2	1431-152ST68-816/916-45-51
	152	6	9×16	9×16	35°	3	-	16.2	1431-152ST68-916/916-45-51
	152	6	9×14,3×14	9×16	35°	3	-	16.2	1433-152ST68-1214/916-45-51

钻杆钎具系列 Tube Drilling Tools



钎头 Drill bit	钎头直径 Diameter		合金数量 × 直径 No×button diameter			水孔数量 Flushing hole		重量 Weight approx kg	型号 P/N Hang	
	毫米 mm	英寸 inch	芯齿 Front	边齿 Gauge	角 Angle	正 Front	侧 Side			
易返钎头 Retrac button bit	圆齿 Spherical buttons									
	102	4	4×12,4×12	10×12	35°	4	-	9.3	1632-102ST68-812/1012-45-31	
	102	4	4×14,2×12	8×14	35°	4	-	9.3	1533-102ST68-614/814-45-31	
	110	4 3/8	6×14	8×16	35°	2	-	10.0	1531-110ST68-614/816-45-31	
	115	4 1/2	6×14	8×16	35°	2	-	10.0	1531-115ST68-614/816-45-31	
	127	5	8×14	9×16	35°	3	-	15.0	1531-127ST68-814/916-45-31	
	140	5 1/2	9×14	9×16	35°	3	-	17.8	1531-140ST68-914/916-45-31	
	易返钎头 Retrac button bit	抛物线齿 Parabolic buttons								
		102	4	4×12,4×12	10×12	35°	4	-	9.3	1632-102ST68-812/1012-45-51
		102	4	4×14,2×12	8×14	35°	4	-	9.3	1533-102ST68-614/814-45-51
		110	4 3/8	6×14	8×16	35°	2	-	10.0	1531-110ST68-614/816-45-51
		115	4 1/2	6×14	8×16	35°	2	-	10.0	1531-115ST68-614/816-45-51
		127	5	8×14	9×16	35°	3	-	15.0	1531-127ST68-814/916-45-51
		140	5 1/2	9×14	9×16	35°	3	-	17.8	1531-140ST68-914/916-45-51
		扩孔钎头 Reaming bit	圆齿 Spherical buttons							
152			6	6×16	9×16	35°	3	-3	13.0	1441-152ST68-616/916-45-31
152	6		2×14	18×14	35°	3	-3	10.4	1441-152ST68-214/1814-45-31	
抛物线齿 Parabolic buttons										
152	6		6×16	9×16	35°	3	-3	13.0	1441-152ST68-616/916-45-51	
152	6		2×14	18×14	35°	3	-3	10.4	1441-152ST68-214/1814-45-51	

钎杆 Drill rod	长度 Length		外径 Diameter		重量 Weight approx kg	型号 P/N Hang
	毫米 mm	英尺 Foot	毫米 mm	英寸 inch		
钻杆 Drill tube 内孔直径 Flushing hole 30mm. 	1525	5'	87	3 7/16	35.5	24G87-ST68/87-1525-23
	1830	6'	87	3 7/16	43.8	24G87-ST68/87-1830-23
	3660	12'	87	3 7/16	80.0	24G87-ST68/87-3660-23
	6110	20'	87	3 7/16	133.0	24G87-ST68/87-6110-23

深孔螺旋钎具
DRILLING
BENCH AND PRODUCTION



深孔螺旋钎具
DRILLING
BENCH AND PRODUCTION

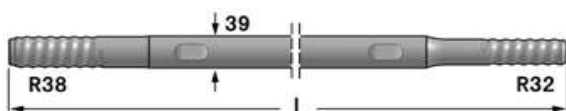



04

高炉开口钎具 FURNACE TAPPING TOOLS

高炉用钎具 Rock Tools For Furnace

产品名称 Name of product	钎头直径 Diameter		合金 Tip size(mm) 高×厚 H×W	螺纹 Thread	重量 Weight approx kg	型号 P/N Hang
	毫米 mm	英寸 inch				
十字钎头 Cross-type bit 	45	1 3/4	7×8	R32	0.5	1222-45R32-7/8-40-24
	50	1 31/32	7×8	R32	0.6	1222-50R32-7/8-40-24
	55	2 1/8	7×8	R32	0.6	1222-55R32-7/8-40-24
	55	2 1/8	7×8	R38	0.7	1222-55R38-7/8-40-24
	55	2 1/8	7×8	T38	1.0	1222-55T38-7/8-40-24
	60	2 3/8	7×8	R32	0.7	1222-60R32-7/8-40-24
	60	2 3/8	7×8	R38	1.2	1222-60R38-7/8-40-24
	60	2 3/8	7×8	T38	1.3	1222-60T38-7/8-40-24
	65	2 1/2	7×8	R32	0.9	1222-65R32-7/8-40-24
	65	2 1/2	7×8	R38	1.3	1222-65R38-7/8-40-24
	65	2 1/2	7×8	T38	1.4	1222-65T38-7/8-40-24
	70	2 3/4	7×8	R32	1.3	1222-70R32-7/8-40-24
	70	2 3/4	7×8	T38	1.5	1222-70T38-7/8-40-24
	80	3 1/8	7×8	R32	1.7	1222-80R32-7/8-40-24
100	3 3/4	7×8	R32	1.8	1222-100R32-7/8-40-24	
柱齿形钎头 Button bit 	48	1 7/8	6×10	R32	0.6	1431-48R32-6/10-42-53
	51	2	6×10	R32	0.7	1431-51R32-6/10-42-53
	54	2 1/8	6×11	R32	0.7	1431-54R32-6/11-42-53
	57	2 1/4	6×11	R32	0.8	1431-57R32-6/11-42-53

产品名称 Name of product	长度 Length		重量 Weight (kg)	型号 P/N Hang
	毫米 mm	英尺 Foot		
R38-Round39-R32 	2800	9'2"	22.7	25R39-R32/R38-2800-40
	3400	11'2"	27.8	25R39-R32/R38-3400-40
	3600	11'9"	29.4	25R39-R32/R38-3600-40
	4100	13'5"	34.5	25R39-R32/R38-4100-40
	4300	14'1"	35.3	25R39-R32/R38-4300-40
T38-Round39-T38 	3000	9'8"	24.9	25R39-T38-3000-40
	3200	10'5"	26.5	25R39-T38-3200-40
	4000	13'1"	33.4	25R39-T38-4000-40



05

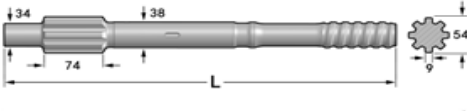
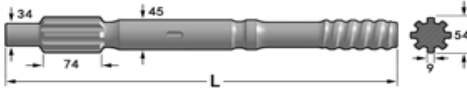
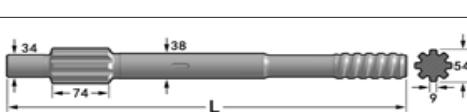






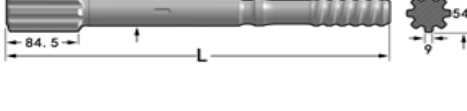



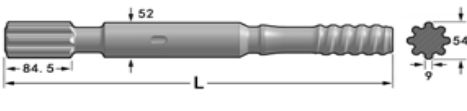



钎尾 SHANK ADAPTERS

Atlas copco	阿特拉斯
Boart	波特
Furukawa	古河
Gardner-denver Ingersoll-	戈登丹佛
rang Montabert	英格索兰
SIG	蒙塔贝特
Sandvik	SIG
Others	山特维克
	其他




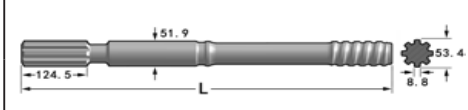


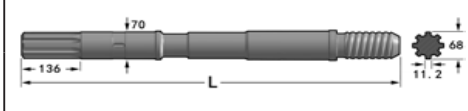
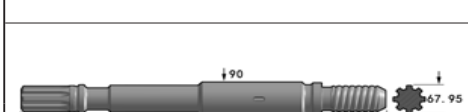

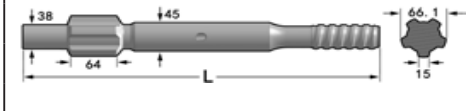
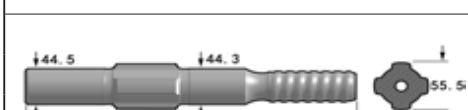
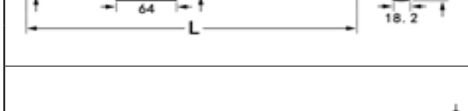
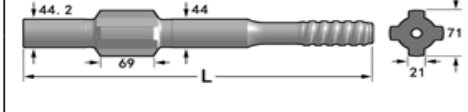
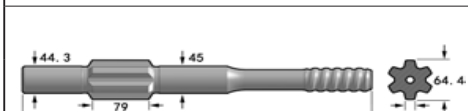
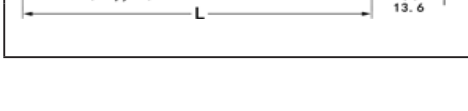
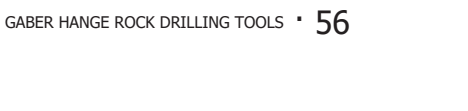

钎尾 Shank adapter

阿特拉斯 Atlas Copco	配套凿岩机型 Rock drill	螺纹 Thread	长度 Length (mm)	重量 Weight (Kg)	内孔直径 Flushing (mm)	型号 P/N Hang
	Atlas Copco BBC 43 BBC 44 BBC 45 BBC 100	R32	380	2.2	10	4BBC43-32R32-10380-23
	Atlas Copco BBC 51 BBC 52 BBC 54 BBC 120	R32 T38	380 390	2.9 3.4	10	4BBC51-38R32-10380-23 4BBC51-38T38-10390-23
	Atlas Copco BBE 57	T38	538	5.6	14	4BBE57-44T38-14538-23
	Atlas Copco COP 125 COP 130 COP 131	T38	380	3.3	14	4125-39T38-14380-23
	Atlas Copco COP 1032HD	R32	340	3.7	-	41032HD-45R32-0340-23
		R38	340	4.4	-	41032HD-55R32-0340-23
	Atlas Copco COP 1032	R32 R35 R38 T38	550	5.3 5.6 5.7 5.7	- - - -	41032-45R32-0550-23 41032-45R35-0550-23 41032-45R38-0550-23 41032-45T38-0550-23
	Atlas Copco COP 1036	R32 T38	500	4.3 4.7	- -	41036-38R32-0500-23 41036-38T38-0500-23
	COP 1038HB					
		T45	500	5.3	-	41036-45T45-0500-23
	Atlas Copco COP 1038HD COP 1238	R32 R38 T38	485	4.3 4.5 4.5	- - -	41238-38R32-0485-23 41238-38R38-0485-23 41238-38T38-0485-23

钎尾 Shank adapter

阿特拉斯 Atlas Copco	配套凿岩机型 Rock drill	螺纹 Thread	长度 Length (mm)	重量 Weight (Kg)	内孔直径 Flushing (mm)	型号 P/N Hang
	Atlas Copco	R32	575	4.9	-	41038HL-38R32-0575-23
	COP 1038HL	T38	575	5.2	-	41038HL-38T38-0575-23
		T45	575	6.1	-	41038HL-45T45-0575-23
	Atlas Copco	R32	500	4.0	-	41238-38R32-0500-23
	COP 1238	T38	500	4.4	-	41238-38T38-0500-23
		R38	485	4.2	-	41238-38R38-0485-23
		T38	485	4.2	-	41238-38T38-0485-23
		T45	500	5.0	-	41238-45T45-0500-23
		R32	575	4.9	-	41238-38R32-0575-23
		R38	575	5.0	-	41238-38R38-0575-23
		T38	575	5.2	-	41238-38T38-0575-23
		T38	575	5.7	-	41238-45T38-0575-23
		T45	575	6.1	-	41238-45T45-0575-23
	Atlas Copco	R32	435	3.9	-	41432-38R32-0435-23
	COP 1432	R38	435	4.2	-	41432-38R38-0435-23
	COP 1532	T38	435	4.2	-	41432-38T38-0435-23
	COP 1440					
	COP 1838 HD					
	COP 1838 ME					
		R32	525	4.8	-	41432-38R32-0525-23
		T38	525	5.0	-	41432-38T38-0525-23
	Atlas Copco	R32	341	4.7	-	41432-55R32-0341-23
	COP 1432	R38	341	5.2	-	41432-55R38-0341-23
	COP 1532					
	Atlas Copco	T38	525	6.2	-	41550-52T38-0525-23
	COP 1550	T45	525	6.4	-	41550-52T45-0525-23
	COP 1838ME/HE	T51	525	6.8	-	41550-52T51-0525-23

钎尾 Shank adapter

阿特拉斯 / 波特 / 古河 Atlas Copco,Boart and Furukawa	配套凿岩机型 Rock drill	螺纹 Thread	长度 Length (mm)	重量 Weight (Kg)	内孔直径 Flushing (mm)	型号 P/N Hang
	Atlas Copco	T38	730	10.1	-	41550EX-60T38-0730-23
	COP 1550 EX	T45	730	10.5	-	41550EX-60T45-0730-23
	COP 1838 EX	T51	730	10.7	-	41550EX-60T51-0730-23
	Atlas Copco	T45	565	7.2	-	41850-52T45-0565-23
	COP 1840HE	T51	565	7.4	-	41850-52T51-0565-23
	COP 1850					
	Atlas Copco	T51	770	11.2	-	42150PG-52T51-0770-23
	COP 2150PG					
	Atlas Copco	T45	770	13.2	-	42160EX-63T45-0770-23
	COP 2160EX	T51	770	13.3	-	42160EX-63T51-0770-23
	Atlas Copco	ST68	805	69.6	-	44050EX-70ST68-0805-23
	COP 4050EX					
	Atlas Copco	ST68	835	69.9	-	44050MUX-90ST68-0835-23
	COP 4050MUX					
	Boart	R38	495	5.6	-	4HD125-45R38-0495-23
	HD 125	T38	495	5.6	-	4HD125-45T38-0495-23
	HD 150					
	HD 160					
	Furukawa	R32	330	3.6	14.3	4M120-44R32-14330-23
	M 120	R38	350	3.8	1.43	4M120-44R38-14350-23
	PD 200	R38	380	4.0	1.43	4M120-44T38-14380-23
			446	4.3	1.43	4M120-44T38-14446-23
	Furukawa	T38	484	4.0	14.3	4PD200R-44T38-14484-23
	PD 200R	T45	484	4.3	14.3	4PD200R-44T45-14484-23
	Furukawa	T38	655	7.8	16	4HD260-45T38-16655-23
	HD 260	T45	655	7.8	16	4HD260-45T45-16655-23
	HD 300					



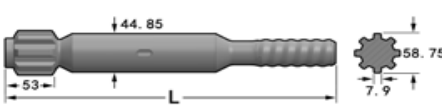



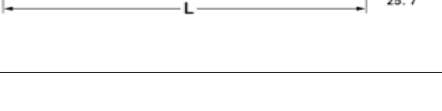

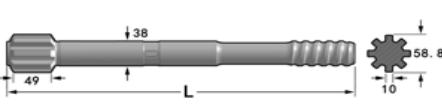
钎尾 Shank Adapter

古河 / 戈登丹佛 / 英格索兰 / 蒙塔贝特 Furukawa, Gardner-Denver, Ingersoll-Rand and Montabert	配套凿岩机型 Rock drill	螺纹 Thread	长度 Length (mm)	重量 Weight (Kg)	内孔直径 Flushing (mm)	型号 P/N Hang
	Furukawa	T38	620	6.2	-	4HD609-45T38-0620-23
	HD 609	T38	690	6.5	-	4HD609-45T38-0690-23
		T45	620	6.9	-	4HD609-45T45-0620-23
	Furukawa	T45	710	9.2	-	4HD612-51T45-0710-23
	HD 612					
	Furukawa	T45	788	11.2	-	4HD712-51T45-0788-23
	HD 712					
	Gardner-Denver	R32	380	3.6	14.3	4PR123-44R32-14380-23
	PR 123	R38	380	3.9	14.3	4PR123-44R38-14380-23
		T38	380	3.9	14.3	4PR123-44T38-14380-23
	Ingersoll-Rand	R32	330	3.6	14	4VL120-44R32-14330-23
	URD475	R38	350	3.8	14	4VL120-44R38-14350-23
	URD550	T38	380	4.0	14	4VL120-44T38-14380-23
	VL120	T38	446	4.3	14	4VL120-44T38-14446-23
	EVL130					
	VL140					
	Ingersoll-Rand	T38	500	5.8	19	4YH65-45T38-19500-23
	YH 65	T45	500	6.1	19	4YH65-45T45-19500-23
	YH 80					
	Ingersoll-Rand	T45	700	8	19	4YH65RP-45T45-19700-23
	YH 65 RP					
	YH 70 RP					
	YH 75 RP					
	YH 80 RP					
	Montabert	R32	447	3.9	-	4HC40-38R32-0447-23
	HC 40	R38	447	4.1	-	4HC40-38R38-0447-23
		T38	447	4.1	-	4HC40-38T38-0447-23
	Montabert	R32	270	4.1	-	4HC40-52R32-0270-23
	HC 40					
		R38	320	4.4	-	4HC40-55R38-0320-23

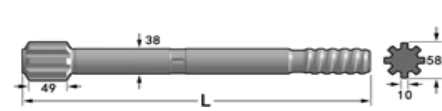




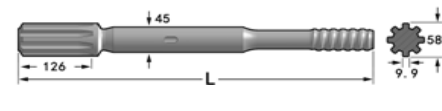
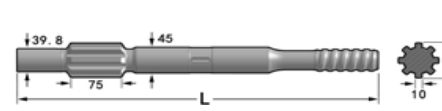
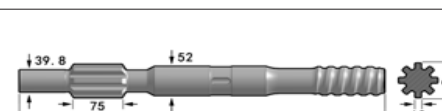
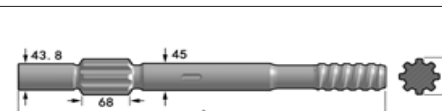
钎尾 Shank Adapter

蒙塔贝特 /SIG Montabert and SIG	配套凿岩机型 Rock drill	螺纹 Thread	长度 Length (mm)	重量 Weight (Kg)	内孔直径 Flushing (mm)	型号 P/N Hang
	Montabert					
	HC 80	R32	440	5.1	-	4HC80-38R32-0440-23
	HC 90	R38	440	5.3	-	4HC80-38R38-0440-23
	HC 105	T38	440	5.3	-	4HC80-38T38-0440-23
	HC 120	T38	500	5.8	-	4HC80-38T38-0500-23
	Montabert					
	H 100	T38	540	5.6	14	4H100-45T38-14540-23
	Montabert					
	HC 120	T45	490	5.9	-	4HC120-45T45-0490-23
	HC 150					
	Montabert					
	HC 80R	T45	670	8.3	-	4HC80R-51T45-0670-23
	HC 120R	T51	67	8.3	-	4HC80R-51T51-0670-23
	HC 150R					
	Montabert					
	HC 200	T60	840	14.2	-	4HC200-60T60-0840-23
	SIG					
	HBM 50	R32	340	3.7	-	4HBM50-45R32-0340-23
	HBM 100					
	HBM 120					
	SIG					
	HBM 100	R38	340	4.4	-	4HBM100-55R38-0340-23
	HBM 120					
	SIG					
	HBM 50	R32	550	5.3	-	4HBM50-45R32-0550-23
	HBM 100					
	HBM 120					
	SIG					
	HBM 101	R32	500	4.6	-	4HBM101-38R32-0500-23

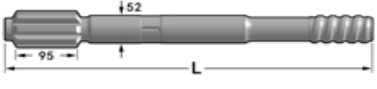

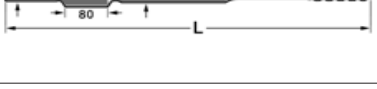




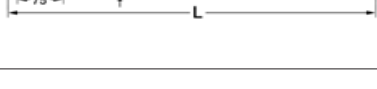
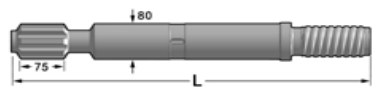




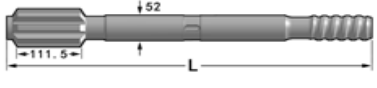


钎尾 Shank Adapter

山特维克 (汤姆洛克) Sandvik(Tamrock)	配套凿岩机型 Rock drill	螺纹 Thread	长度 Length (mm)	重量 Weight (Kg)	内孔直径 Flushing (mm)	型号 P/N Hang
	HL 300	R32	400	2.8	-	4HL300-32R32-0400-23
	HL 300S	R32	245	2.8	-	4HL300S-45R32-0245-23
	HLX 3	R32	324	3.8	-	4HLX3-45R32-0324-23
	HLX 3F	R32	205	2.6	-	4HLX3F-45R32-0205-23
	L400 L410 L500 L510 L550	R32	380	2.3	10	4L400-32R32-0380-23
	HL 438 HLR 438L HLR 438T	R32 T38	380 400	3.2 3.6	12.7 12.7	4HL438-38R32-13380-23 4HL438-38T38-13400-23
	HL 438LS HL 438TS HL 538 HL 538L L 550S	R32 R38 T38 T38	450 450 455 545	4.1 4.3 4.3 4.8	- - - -	4HL538-38R32-0450-23 4HL538-38R38-0450-23 4HL538-38T38-0455-23 4HL538-38T38-0545-23
	HL500-38 HL510-38	R32 T38	550 550	4.3 4.6	- -	4HL500-38R32-0550-23 4HL500-38T38-0550-23
	HL 500-45 HL 510-45	R32 T38 T45	550 550 550	5.6 5.6 6.1	- - -	4HL500-45R32-0550-23 4HL500-45T38-0550-23 4HL500-45T45-0550-23

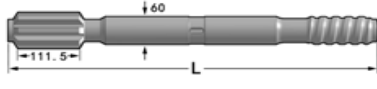






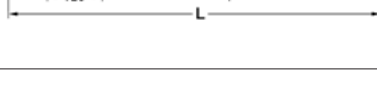

钎尾 Shank Adapter

山特维克 (汤姆洛克) Sandvik(Tamrock)	配套凿岩机型 Rock drill	螺纹 Thread	长度 Length (mm)	重量 Weight (Kg)	内孔直径 Flushing (mm)	型号 P/N Hang
	HL 500S-38 HL 510S-38 HL 510B HL 510HL	R32 R38 T38 R38 T38	460 460 460 500 500	3.9 4.1 4.1 4.3 4.3	- - - - -	4HL510B-38R32-0460-23 4HL510B-38R38-0460-23 4HL510B-38T38-0460-23 4HL510B-38R38-0500-23 4HL510B-38T38-0500-23
	HL 500F HL 510F	R32	350	3.6	-	4HL500F-45R32-0350-23
	HL 550 SUPER HL 560 SUPER HL 510S-45	R38 T38 T45	500 500 500	5.5 5.5 5.6	- - -	4HL550-45R38-0500-23 4HL550-45T38-0500-23 4HL550-45T45-0500-23
	HLX 5 HLX 5T	R32 R38 R32 T38 T45	500 500 575 575 575	5.4 5.5 5.5 6.4 6.5 6.6	- - - - -	4HLX5-45R32-0500-23 4HLX5-45R38-0500-23 4HLX5-45T38-0500-23 4HLX5-45R32-0575-23 4HLX5-45T38-0575-23 4HLX5-45T45-0575-23
	HLX5 PE-45	R32 T38	575 575	6.3 6.4	- -	4HLX5PE-45R32-0575-23 4HLX5PE-45T38-0575-23
	HL 600-45 HL 600S-45	T38 T45 R32 T38 T45	600 600 525 525 525	6.7 6.7 5.9 6.0 6.1	- - - - -	4HL600-45T38-0600-23 4HL600-45T45-0600-23 4HL600-45R32-0525-23 4HL600-45T38-0525-23 4HL600-45T45-0525-23
	HL 600-52 HL 600S-52	T45 T51	650 650	8.0 8.0	- -	4HL600-52T45-0650-23 4HL600-52T51-0650-23
	HL 645 HL 645S	T38 T45	600 600	6.6 6.8	- -	4HL645-45T38-0600-23 4HL645-45T45-0600-23
	HL 650-45 HL 700-45 HL 700T-45 HL 710-45 HL 800T-45	T38 T45	600 600 600	7.3 7.8	- -	4HL650-45T38-0600-23 4HL650-45T45-0600-23

钎尾 Shank Adapter

山特维克 (汤姆洛克) Sandvik(Tamrock)	配套凿岩机型 Rock drill	螺纹 Thread	长度 Length (mm)	重量 Weight (Kg)	内孔直径 Flushing (mm)	型号 P/N Hang
	HL 650-52	T38	600	8.3	-	4HL650-52T38-0600-23
	HL 700-52	T45	600	8.8	-	4HL650-52T45-0600-23
	HL 710-52	T51	600	8.8	-	4HL650-52T51-0600-23
	HL 800T-52	T51	600	8.8	-	4HL650-52T51-0600-23
	HL 850	T45	670	9.8	-	4HL850-52T45-0670-23
	HL 850S	T51	670	10.1	-	4HL850-52T51-0670-23
	HL 1000-52	T45	670	10.3	-	4HL1000-52T45-0670-23
	HL 1000S-52	T51	670	11.0	-	4HL1000-52T51-0670-23
	HL 1000S-52	T45	590	8.7	-	4HL1000-52T45-0590-23
	HL 1000S-52	T51	590	8.7	-	4HL1000-52T51-0590-23
	HL 1000-60	T51	670	13.3	-	4HL1000-60T51-0670-23
	HL 1000-60	T60	670	13.4	-	4HL1000-60T60-0670-23
	HL 1000-80	T60	670	20.9	-	4HL1000-80T60-0670-23
	HL 1000S-80	ST58	635	18.2	-	4HL1000S-80ST58-0635-23
	HL 1000S-80	ST68	640	19.1	-	4HL1000S-80ST68-0640-23
	HL 1000 PE-52	T51	840	14.2	-	4HL1000PE-52T51-0840-23
	HL 1000 PE-65	T51	760	16.8	-	4HL1000PE-65T51-0760-23
	HL 1500 PE-65	T60	760	16.9	-	4HL1000PE-65T60-0760-23
	HL 1560 T-65	T60	760	16.9	-	4HL1000PE-65T60-0760-23
	HL 1500-52	T51	710	11.9	-	4HL1500-52T51-0710-23
	HL 1500T-52	T51	710	11.9	-	4HL1500-52T51-0710-23

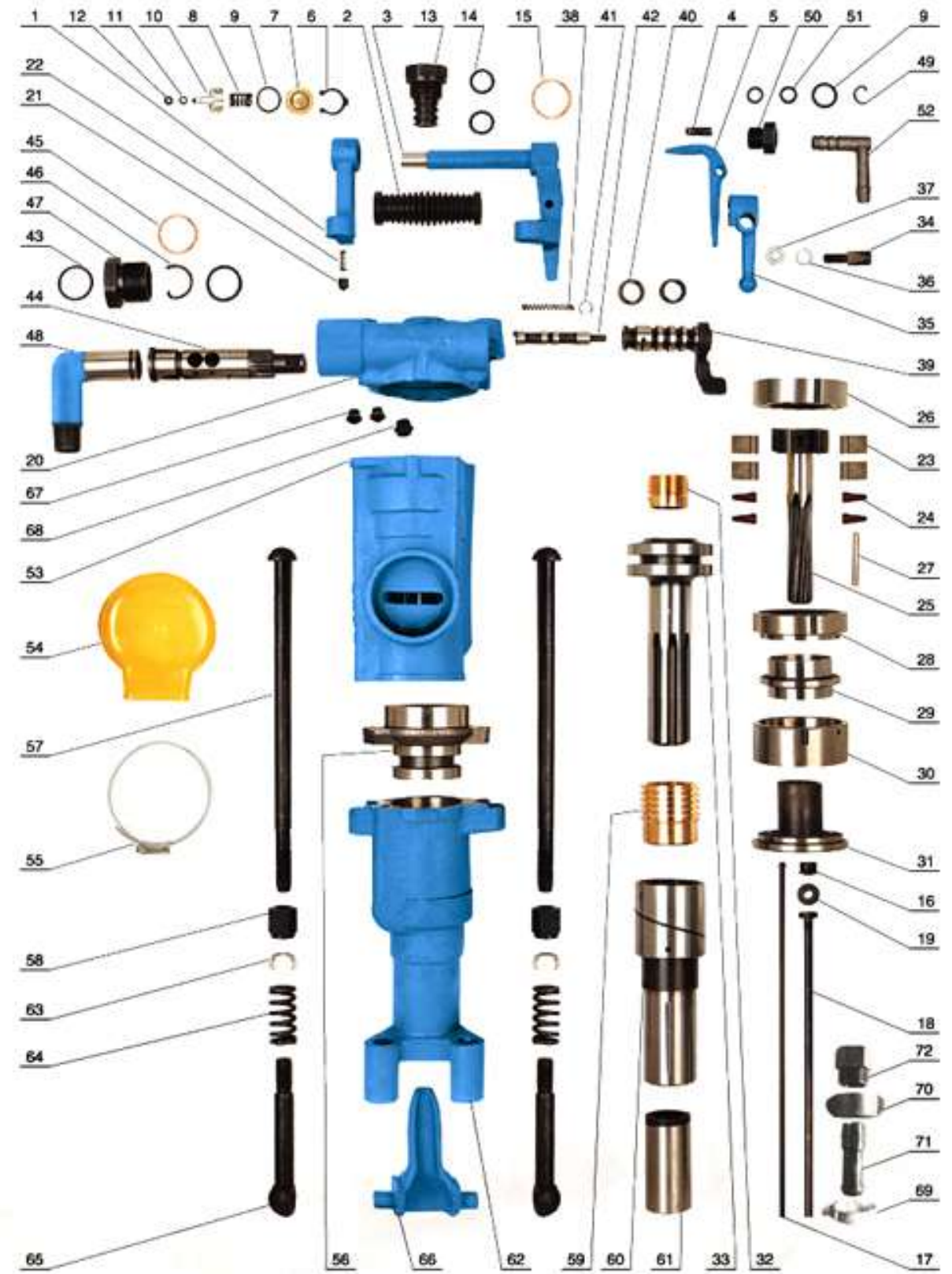
钎尾 Shank Adapter

山特维克 (汤姆洛克), 其它 Sandvik(Tamrock), Others	配套凿岩机型 Rock drill	螺纹 Thread	长度 Length (mm)	重量 Weight (Kg)	内孔直径 Flushing (mm)	型号 P/N Hang
	HL 1500-60,	T51	760	16.1	-	4HL1500-60T51-0760-23
	HL 1500T-60	T60	760	16.1	-	4HL1500-60T60-0760-23
	HL 1500-T80	T60	760	22.9	-	4HL1500-80T60-0760-23
	HL 1500-S80	ST58	635	18.8	-	4HL1500-80ST58-0635-23
	HL 1500-S80	ST68	635	18.9	-	4HL1500-80ST68-0635-23
	HL 1500-SPE90	ST58	635	21.8	-	4HL1500-90ST58-0635-23
	HL 1500-SPE90	ST68	635	21.9	-	4HL1500-90ST68-0635-23
		HL64	1180	35.6	-	4OTHER-70HL64-1180-23
		R32	410	3.1	-	4OTHER-35R32-410-23



06

凿岩机 ROCK DRILL



凿岩机 Rock Drill



YT23 Air Leg Rock Drill	
Weight	24KG
Length	628cm
Air Pressure	0.63MPa
Cylinder Dia	76mm
Piston Stroke	60mm
Impact Frequency	≥36Hz
Impact Energy	≥65J
Air Consumption	≤80L/S
Idle Speed	≥300r/min
Noise	≤112dB(A)
Water Pressure	0.2-0.3Mpa
Air Pipe	25mm
Water Pipe(Inner Dia)	13mm
Bore Dia	34-42mm
Bore Depth	5m
Shank Dimensions(Hex * Length)	22*108mm
FY200A Oil Lubricator	0.2L



YT28 Air Leg Rock Drill	
Weight	26KG
Length	661cm
Air Pressure	0.4~0.63MPa
Cylinder Dia	80mm
Piston Stroke	60mm
Impact Frequency	≥36Hz
Air Consumption	≤82L/S
Air Pipe(Inner Dia)	25mm
Water Pipe(Inner Dia)	13mm
Drill Bit Dia	34-42mm
Shank Dimensions(Hex * Length)	22*108mm±1mm



YT24 Air Leg Rock Drill	
Weight	25KG
Length	678cm
Air Pressure	0.4~0.63MPa
Cylinder Dia	70mm
Piston Stroke	70mm
Impact Frequency	≥31Hz
Air Consumption	≤66.7L/S
Water Pressure(Inner Dia)	0.2-0.3Mpa
Air Pipe	19mm
Water Pipe(Inner Dia)	13mm
Shank Head Dia	34-42mm
Shank Dimensions(Hex * Length)	22*108mm
FY200B Oil Lubricator	0.2L



YT29 Air Leg Rock Drill	
Weight	27KG
Product Dimension(L* W * H)	659*248*205mm
Air Pressure	0.4-0.63Mpa
Air Consumption	≤65L/S
Impact Frequency	≥37Hz
Air Consumption	≤80L/S
Air Pipe(Inner Dia)	25mm
Water Pipe(Inner Dia)	13mm
Drilling Hole Dia	34-45mm
Drilling Depth	5m
Shank Dimensions(Hex * Length)	22*108mm/ 25*108mm
FY250 Oil Lubricator	0.25L



YT27 Air Leg Rock Drill	
Weight	27KG
Product Dimension(L* W * H)	668*248*202mm
Cylinder Dia	80mm
Piston Stroke	60mm
Impact Energy	≥75.5J
Impact Frequency	≤36.9Hz
Water Pressure(Inner Dia)	0.3Mpa
Air Pipe(Inner Dia)	25mm
Water Pipe(Inner Dia)	13mm
Bore Dia	34-45mm
Bore Depth	5m
Shank Dimensions(Hex * Length)	22*108mm ±1mm
FY250 Oil Lubricator	0.25L ±1mm



G7 Pneumatic Hammer	
Weight	7.2KG
Product Dimension(L* W * H)	465*160*110mm
Air Consumption	≤20L/S
Impact Frequency	≥21.6Hz
Air Pipe(Inner Dia)	19mm
Air Pipe(Inner Dia)	0.4-0.5Mpa

凿岩机 Rock Drill

Piston



Vale set



Rotational sleeve



Ratchet



Rotational nut



Rifle nut



Oil lubricator



Crowned spring



Chang-over valve



Rifle bar



Ratchet pawl



Air leg





Matthew Wang

TradingManager

Email: mathew@jfrogbolt.com

Tel/WhatsApp: +8615533040524

ADD: 1512, Building B, Youyi Times Plaza, Renmin East Road,
Zhonghua Street, Congtai District, Handan City, Hebei Province

www.jfrogbolt.com